

The Impact of Financial Development on Manufacturing Structural Upgrading: Quantity or Quality

Xu Zhang^{1,2}, Xinfeng Li^{1,2}, Lintao Ding^{1,2}, Xiaoyan Zhang^{1,2}

¹Postdoctoral Workstation of China Construction Bank, Beijing, China

²Postdoctoral Research Station of Renmin University of China, Beijing, China

Email: lintao2006@sina.com

How to cite this paper: Zhang, X., Li, X.F., Ding, L.T. and Zhang, X.Y. (2019) The Impact of Financial Development on Manufacturing Structural Upgrading: Quantity or Quality. *American Journal of Industrial and Business Management*, 9, 2112-2128. <https://doi.org/10.4236/ajibm.2019.912140>

Received: October 8, 2019

Accepted: December 8, 2019

Published: December 11, 2019

Copyright © 2019 by author(s) and Scientific Research Publishing Inc. This work is licensed under the Creative Commons Attribution International License (CC BY 4.0).

<http://creativecommons.org/licenses/by/4.0/>



Open Access

Abstract

Financial development plays a promotive role in improving capital allocation effect of industrial sectors, promoting new industrial technologies and choosing leading industries. Studying the relationship between financial development and structural upgrading of the manufacturing industry in the transition period of “high-quality development of manufacturing industry in China” is meaningful and important. To achieve high-quality development, we must simultaneously improve the efficiency of capital allocation and technological innovation, both of which need the support and the promotion of financial development. This paper systematically analyzes the impact mechanism of financial development on the upgrading of manufacturing industry structure. Based on the panel data of 121 cities with active industries in China from 2006 to 2018, the impact of financial development on the upgrading of manufacturing industry structure is studied from three aspects: financial scale, financial efficiency and financial agglomeration degree. The empirical results show that there is a positive correlation between financial efficiency and structural upgrading of manufacturing industry, and a negative correlation between financial scale or financial agglomeration and structural upgrading. Further analysis shows that financial development has an effect on manufacturing industry structural upgrading effectively. However, this effect is mainly driven by the development of “quality” of the financial industry, while the development of “quantity” plays a reverse inhibitory role.

Keywords

Financial Development, Manufacturing Industry Structural Upgrading, High-Quality Development

1. Introduction

“Made in China 2025” is the first ten-year action plan of the Chinese government to implement the strategy of manufacturing power. Based on the trend of international industrial transformation, the strategic plan is formulated to comprehensively improve the quality and production level of China’s manufacturing industry. Its fundamental goal is to change the current situation of “big but not strong” in China’s manufacturing industry by making extensive efforts to build China into a manufacturing powerhouse with global leadership and influence by 2045.

In the past, China’s manufacturing industry structural upgrading was driven by the growth of the input of production factors, which was unsustainable. During the recent economic downturn, the operating environment of manufacturing enterprises deteriorated, and the non-performing rate in bank loans from the manufacturing sector remained high and continued to rise sharply in 2018. The data show that the non-performing rate rose from 5.70% to 6.02% in Agricultural Bank of China, from 4.80% to 5.76% in Industrial and Commercial Bank of China, and from 6.36% to 7.27% in China Construction Bank. Also, the financial institutions decline in business performance due to the failure in meeting the high-quality development concept of the manufacturing industry and the poor operating conditions of enterprises in areas with severe overcapacity. By the end of 2018, the proportion of manufacturing loans in the Bank of China decreased from 15.98% to 13.98%, and the loan balance was reduced from 1371.246 billion Yuan to 1296.509 billion Yuan.

In fact, the proportion of China’s manufacturing industrial value added to GDP has begun to decline since 2006. It dropped from 31.5% in 2010, which was the peak, to 29% in May 2019. China’s economic security policy is stated that the manufacturing industrial value-added shall not account for less than 30% of GDP. Therefore, financial support is urgently needed to improve the efficiency of resource allocation, such as capital and technology, to promote the upgrading of manufacturing industry structure and increase the proportion of the value added of the manufacturing industry to GDP. The financial system has become a driving force and means to upgrade the manufacturing industry structure by unblocking the channels of transformation between the capital surplus department and the capital shortage department, thereby smoothing the manufacturing innovation and financing channels, regulating the coordinated development of macroeconomic operation and micro-enterprise operation. Therefore, it is meaningful and important to study the relationship between the financial development and structural upgrading of the manufacturing industry in the transition period of “high-quality development” of the manufacturing industry in China.

1.1. Literature Review

The relationship has been long concerned about financial development, indus-

trial structural upgrading and economic growth. The role of finance in industrial development was first studied by Bagehot, who studied financial factors as an exogenous variable of the industrial structure change [1]. He believed that the financial system provided capital support for large-scale industrial projects in the process of the British Industrial Revolution. Rostow put forward the six-stage theory of economic growth according to technical standards by using the method of gross sector analysis [2]. He believed that a country should choose sectors with diffusion effect as the leading industrial sector, transfer the industrial advantages of the leading industries to other related industries, and then promote the development of other industries. The adjustment and upgrading of industrial structure was the key to economic and social development. Goldsmith believed that financial development and economic growth were parallel, and this period was mainly driven by changes in industrial structure [3].

In the 1990s, it was focused on that financial factors were endogenous influencing variables of the industrial structure change. It was emphasized that financial development was a necessary means and an important driving force for industrial structure adjustment [4] [5], which had been proved by empirical research [6] [7]. Upon further investigation of the interaction between financial development and industry structural upgrading, their conclusions showed significant differences. Gehrig and Levine *et al.* found that there was a significant correlation between financial development and economic growth, but there was no clear causal relationship [8] [9], while Luintel and Khan found that there was a significant two-way causal relationship between financial development and economic growth [10]. Also, it was shown that the relationship between the two was different at different stages of development and could not be summarized as a single linear relationship [11]. There were obviously different conclusions in the relationship between financial development and economic growth. Cao, Wu and Shan believed that there was a one-way causal relationship between them [12] [13]. Mao, Wang and Sun believed that there was a reciprocal causal relationship between them [14] [15]. Chen and Du believed that the financial development was inhibiting to the economic growth [16]. However, a significant positive effect was found between financial intermediation and economic growth [17] [18] [19].

Different conclusions have been drawn to the research of financial development on the development of manufacturing industry by scholars. One view was that financial development could promote the development of manufacturing industry. Holmstrom and Tirole believed that the development of the financial industry could reduce the cost of internal and external financing and promote the growth of the real economy [20]. Neusser and Kugler used the VAR model to study the relationship between manufacturing and financial development, taking 13 countries in the OECD as samples and financial deepening indicators of all financial intermediation activities as variables [21]. It was found that financial development was positively correlated with manufacturing output and the total factor productivity associated with the manufacturing sector, especially in de-

veloped countries. It was also found that a sound financial system promoted the upgrading of manufacturing industry structure by several means, including improving the efficiency of savings-investment conversion, optimizing resource allocation, encouraging corporate finance dominated by stock and bond financing, opening up to the foreign economy, promoting technological innovation and stimulating entrepreneurship [22]-[26].

Another view was that the role of financial development in the development of the manufacturing industry is not obvious. Robinson (1952) believed that the financial industry and the real economy were separated from each other. The division of economic functions and the professional development of the financial industry would also lead to the separation of finance and manufacturing [27]. It would hinder the development of manufacturing industry, once the finance was separated from the manufacturing industry. First, financial development brought turbulence to the manufacturing industry [28], and financial innovation would delay economic development [29]. Second, the problems of financial institutions lead to the instability of related manufacturing industries [30], and the limited role of external financing which linked the financial industry with the manufacturing industry had limited promotion to the manufacturing industry. All these led to the failure of the financial industry to promote the development of manufacturing industry [31]. Third, distortions such as government intervention and mandatory loans caused non-market behaviors to support backward industries by financial market capitals, while industries with economic advantages and technological prospects did not receive sufficient financial support [32]. Fourth, the financing needs of the manufacturing industry could be met only when the financial structure matched the scale of the manufacturing industry [33]; Carlin and Mayer believed that the market-oriented financial structure was conducive to promoting the growth of high-tech and high-risk industries, and the bank-oriented financial structure was conducive to promoting the growth of traditional and low-risk industries [34]. The current financial support system lagged behind the development needs of the equipment manufacturing industry. The finance failed to support the development of manufacturing industry fully, for the financial support was insufficient, and did not play a good role in the manufacturing industry. Fifth, financial repression hinders the normal transformation of China's economic structure [35].

The existing research enriches the relevant theories of financial development and manufacturing industry structural upgrading and has positive impacts on the research of this paper. However, those researches generally focus on the impact of financial development on the overall industrial structure and the development of manufacturing industry. It is unconventional to study the structural upgrading of manufacturing industry influenced specifically by financial development. From the research conclusions, although it is believed that financial development can effectively promote the upgrading of the overall industrial structure, the role of financial development in the development of manufacturing industry is different because of the specific objects and scope of research.

1.2. Paper Structure

In view of above points, the level of financial development and the upgrading of manufacturing industry structure are systematically measured in the second and third parts of this paper. Based on this, an empirical test is made in the fourth part using a panel data of 121 cities with strong industries in China from the year 2006 to 2018. Conclusions are drawn, and policy recommendations are given in the fifth part. The marginal contribution of this paper lies in: First, based on the three dimensions of financial scale, financial efficiency and financial agglomeration degree, the impact of financial development on manufacturing industry structural upgrading is explored in urban areas; second, it is answered in this paper whether the impact of financial development on the upgrading of China's manufacturing industry is driven by financial "quality" or "quantity", and also the question which aspect of the driving effect is more significant.

2. Measurement of Financial Development Level

Goldsmith first proposed the financial development level evaluation index—"Financial Interrelations Ratio (FIR)", which was defined as the ratio of the total value of financial assets to that of real assets [3]. He believed that changes in the index level reflected the relationship between the financial superstructure and economic infrastructure in scale. The disadvantage of the index was that only the scale of financial intermediation was considered. According to this idea, King and Levine measured the level of financial development from four aspects: Depth, Bank, Private and Privy [7]. The indicators of stock market value, insurance depth, and the ratio of bank deposit or loan to GDP were used to describe the level of financial development [36] [37] [38] [39], when the role of financial development in upgrading industrial structure was studied. Although the indicators had been improved from one-dimensional to multi-dimensional, the measurements of financial development level were made separately in one or several aspects and cannot be described on the whole. Based on the existing research results, the three dimensions and multi-variable comprehensive evaluation index are established to describe financial development level using financial scale, financial efficiency and financial agglomeration degree.

2.1. Financial Scale

The financial scale reflects the depth and breadth of the financial industry. The financial industry mainly includes three industries: banks, securities and insurances. Banks are the core of the financial industry in China, but it can't reflect the participation in insurances and securities industry measuring financial scale only by the amount of deposits and loans in the banking industry. Therefore, the role of the whole financial industry in promoting financial development should be considered. Referring to the method of Su and Xu [40], the added value of financial industry accounts for the proportion of the financial industry added value to the tertiary industry added value is used to measure the financial scale.

It is shown in **Figure 1** that in recent years, the proportion of added value of China's financial industry to total value added of the tertiary industry has been steadily sustained at about 10%, and shows a steady upward trend, reaching a maximum of 18.05% by 2016, indicating that the scale of the financial industry is increasing, and the impact on the real economy will be more significant.

2.2. Financial Efficiency

Financial efficiency can measure the maturity of financial development. The criterion is the effectiveness of financial institutions in allocating funds in economic activities. Xiong and Tan equate financial efficiency with the added value of the financial sector [41], using the per capita added value of the financial sector (the added value of the regional financial industry/the regional population) and the average wage of the financial industry (the on-the-job employees of the financial industry) as indicators. The loan/deposit of financial institutions is used to reflect the conversion efficiency of deposit and loan, and also the efficiency of financial institutions' support to the real economy. It is shown in **Figure 2** that in 2008, there was a record low value of 65.08% (affected by the subprime mortgage crisis in the United States), followed by a significant rebound. It shows that the efficiency of financial intermediaries improved and the effectiveness of supporting the real economy by finance was indeed working.

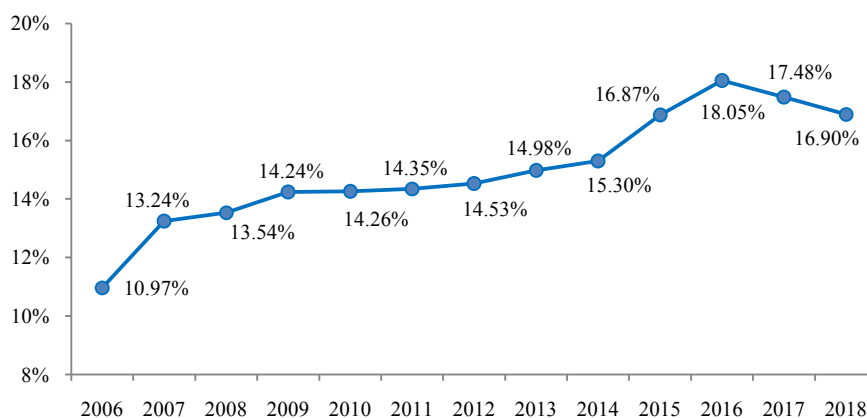


Figure 1. The calendar year data on China's financial scale from 2006 to 2018. Data source: WIND DATABASE.

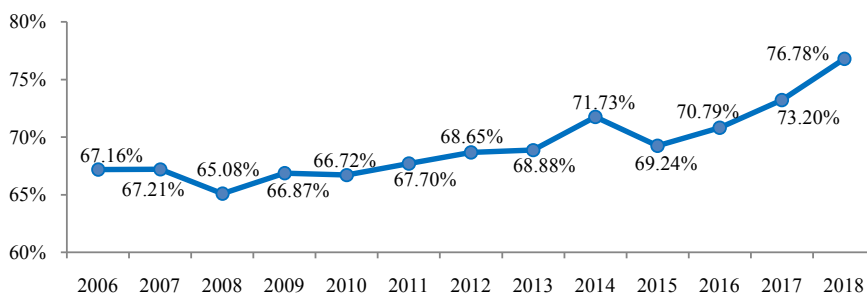


Figure 2. The calendar year data of China's financial efficiency from 2006-2018. Data source: WIND DATABASE.

2.3. Financial Agglomeration Degree

The financial agglomeration is the common phenomenon of financial development in modern countries. As a new interpretation reflecting the economy of scale, the economy of scope and division of regional specialization, financial agglomeration promoted the rapid upgrading of many industrial clusters, behind the rapid growth of regional financial agglomeration (Sun and Li, 2012). Location entropy was usually used to measure the agglomeration degree of an industry, which was also a method to measure the scale efficiency of industrial layout and the level of industrial specialization [42]. The financial aggregate degree of China from 2006 to 2018 is outlined in **Figure 3**.

3. Measuring the Manufacturing Industry Structural Upgrading

Li analyzed the three measurement criteria of technological innovation capability, human capital accumulation level and resource utilization efficiency of the industrial system, and constructed a comprehensive index system for industrial structure upgrading to measure industrial structure upgrading [43]. The ratio of the value added by the secondary industry to GDP and the value added by the tertiary industry to GDP was used to measure the industry structural upgrading [40]-[44]; Li and Ping [45], Wang and Chen [46] selected technology-intensive level, ecological level, high value-added level, scale level and high processing level in heavy industry, etc., as indicators respectively from the dimensions of industrial structure heightening and rationalization, in order to measure the level of manufacturing industry upgrading by industry and sub-region. Cheng believed that advanced production factors such as technology play a prominent role in the manufacturing industry, indicating that the manufacturing industry structure is constantly upgrading [47]; Yang believed that manufacturing industry structural upgrading referred to the change of the three types of industries: labor-intensive, capital-intensive and technology-intensive manufacturing industries [48]. The manufacturing industry structural upgrading was the process that the proportion of labor-intensive manufacturing output to the total output value of the manufacturing industry was declining, and that the

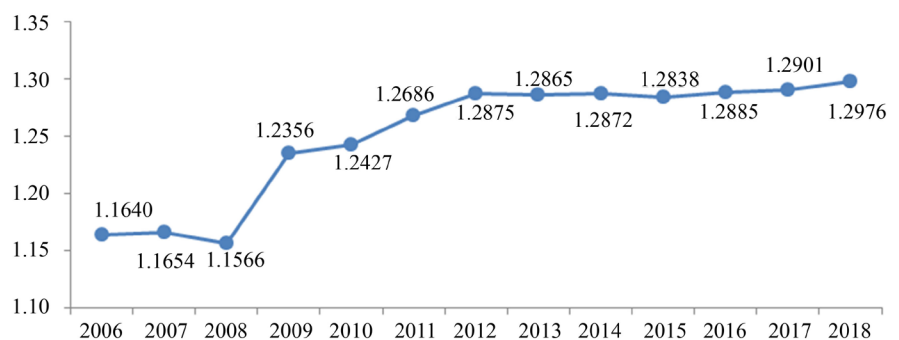


Figure 3. The calendar year data of China's financial agglomeration from 2006 to 2018. Data source: China Urban Statistics Yearbook and Urban Statistics Bulletin.

proportion of technology-intensive manufacturing was rising and that the proportion of capital-intensive manufacturing was ascending initially and then descending.

Based on the above measurement and standards for manufacturing industry upgrading, this paper started from the requirement of “high-quality development of China’s manufacturing industry”, followed the important path of “big manufacturing country” to “strong manufacturing country”, which is “innovation-driven, intelligent transformation”, and took the proportion of intensive industries with advanced production factors to the total manufacturing industries as an indicator for measuring the transformation and upgrading of China’s manufacturing industry. According to the difference in the density of factors in the manufacturing industry, it was divided into three categories: labor, capital and technology-intensive industries, and then analyzed how capital, technology and production factors flew from low-end manufacturing to high-end manufacturing. Wang and Dong used laborers, their remuneration, capital stock, and R&D investment to indicate the labor, capital, and technology intensity of each industry in the manufacturing industry [49]. Using this method, the data of 28 subdivisions of China’s manufacturing industry in 2006-2018 corresponding to each indicator are used (the data came from China Population and Employment Statistics Yearbook and China Industry Economy Statistical Yearbook) and classified into labor, capital and technology by calculating the proportion of labor, capital and technology elements in each sub-sector (**Table 1**).

According to **Table 1**, the ratio of the three major industries in China’s manufacturing industry is calculated, and the results are shown in **Figure 4**. Through

Table 1. Manufacturing industry classification.

Industry Types	Subdivisions of Industries
Labour-Intensive industries	agricultural and sideline food processing industry, food manufacturing industry, textile industry, textile and apparel industry, leather, fur, feather and their products and footwear industry, wood processing and wood, bamboo, rattan, palm and grass products industry, furniture manufacturing industry, printing and recording media reproduction industry, culture, education, sports and entertainment products manufacturing industry, rubber and plastic products industry, non-metallic mineral products industry, metal products industry.
Capital-Intensive industries	beverage manufacturing industry, tobacco products industry, paper and paper products industry, petroleum coking and nuclear fuel processing industry, chemical raw materials and chemicals manufacturing industry, chemical fiber manufacturing industry, ferrous metal smelting and rolling processing industry, non-ferrous metal smelting and rolling processing industry, general equipment manufacturing industry.
Technology-Intensive industries	pharmaceutical manufacturing industry, special equipment manufacturing industry, automobile manufacturing industry, other transportation equipment manufacturing industry, electrical machinery and equipment manufacturing industry, communication equipment, computer and other electronic equipment manufacturing industry, instrument manufacturing industry.

Note: The subdivisions of industries quoted from Wang and Chen (2012).

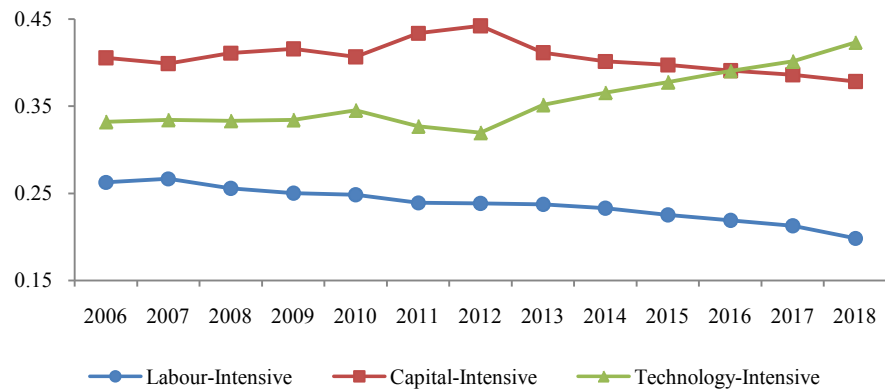


Figure 4. Trends in manufacturing structure change in 2006-2018. Data source: WIND DATABASE.

the analysis of the trend of China's manufacturing industry structure change in the 13 years from 2006 to 2018, it can be seen that among the three major industries, the proportion of the total output value of capital-intensive industries maintains at over 40% of the total output value of the manufacturing industry until 2016. The total output value of technology-intensive industries is in the middle, showing a rising trend in general, and exceeding the proportion of capital-intensive output value for the first time in 2016. At the same time, the total output value of labor-intensive industries accounts for the least proportion of total output value, and the proportion continues to decline over the years. The overall development of the manufacturing industry shows a trend of structural upgrading.

4. Model and Empirical Analysis

4.1. Basic Model Specification

Based on the above analysis, it can be concluded that financial development factors, such as financial scale, financial efficiency and financial agglomeration degree, have an important impact on the transformation and upgrading of manufacturing industry. In addition, the government financial investment, foreign investment, technology innovation and other factors also affect the upgrading of industrial structure. The upgrading of manufacturing industry structure is the result of a combination of factors. The following econometric models are constructed:

$$\ln TC_{it} = C + \alpha_1 \ln FG_{it} + \alpha_2 \ln FX_{it} + \alpha_3 \ln FJ_{it} + \delta \ln X_{it} + \varepsilon_{it} \quad (1)$$

In formula (1), TC_{it} is the proportion of technology-intensive industries for the city i in year t . C is the intercept term, representing a fixed value that doesn't vary with the individual. FG_{it} , FX_{it} and FJ_{it} represent financial scale, financial efficiency and financial agglomeration degree for the city i in year t respectively. X_{it} is the control variable, indicating other factors that affect the upgrading of manufacturing industry structure. ε_{it} represents the error term.

In order to ensure that financial development can explain the structural up-

grading of manufacturing industry to the greatest extent, Equation (1) is decomposed into four different models: the original equation is defined as model 1; Given $\alpha_2 = \alpha_3 = 0$, the equation is defined as model 2; Given $\alpha_1 = \alpha_3 = 0$, the equation is defined as model 3; Given $\alpha_1 = \alpha_2 = 0$, the equation is defined as model 4.

4.2. Data Source and Control Variable Selection

The relationship focuses on financial development and the upgrading of manufacturing industry structure at the regional level. The existing literature studies on the relationship between them mainly focused on the scale of provincial regions. Compared with the provincial regions, the division of municipal regions is more accurate as the scope of regions can measure and reflect the financial development degree and manufacturing development status of a region. Therefore, the relationship is analyzed from the level of municipal regions in this paper. By consulting the data of about 293 cities in CHINA CITY STATISTICAL YEARBOOK from 2007 to 2018 and 2018 STATISTICAL COMMUNIQUE, 121 cities whose total industrial output value have been maintained in the top 50% in 13 years are selected as samples for analysis.

Based on the existing research literature, the control variables of regression model includes the following variables: 1) The ratio of foreign direct investment (actual utilization of foreign capital) to regional GDP, which was used to measure the adjustment effect of FDI in industrial structure; 2) Human capital stock, by the proportion of the total students in universities to the total employment population, was used to measure the level of human capital development (HMC); 3) Government investment, using the proportion of regional government financial investment in GDP to measure (FIS). The data of the indicators come from CHINA CITY STATISTICAL YEARBOOK, CHINA INDUSTRY STATISTICAL YEARBOOK, Almanac of China's Finance and Banking from 2007 to 2018 and 2018 STATISTICAL COMMUNIQUE of 121 cities.

4.3. Analysis of Empirical Result

In order to avoid false regression of panel data due to non-stationary in the time dimension, a fixed-effect model with variable intercepts is used for regression analysis. The empirical relationship between financial development and structural upgrading of the manufacturing industry is shown in **Table 2**.

From the regression results of Model 1 and Model 2, it can be seen that the T statistics of financial scale variables are significant within the 1% significance level, which shows that financial scale plays a significant role in upgrading regional manufacturing structure. FG coefficients in both models are negative, indicating that financial scale has a negative inhibitory effect on the upgrading of regional manufacturing structure, and the proportion of technology-intensive industries in manufacturing structure would decrease by 0.1% - 0.2% for every 1% increase in the proportion of regional financial industry in the tertiary industry.

Table 2. Empirical analysis results.

Variables	Model 1	Model 2	Model 3	Model 4
FG	-0.1261*** (-4.44)	-0.1145*** (-4.52)	-	-
FX	0.2049** (2.72)	-	0.2533*** (4.71)	-
FJ	-0.0176** (2.65)	-	-	-0.1198** (4.04)
FIS	-0.0206 (-0.32)	-0.0021 (-0.06)	-0.0713 (-1.19)	-0.0539 (-0.91)
FDI	0.0132 (0.68)	0.0089 (0.48)	0.0011 (0.08)	0.0005 (0.03)
HMC	0.0681** (2.37)	0.0670** (2.29)	0.0340 (1.28)	0.0376** (2.23)
C	-0.7766*** (-5.42)	-0.7177*** (-5.04)	-0.7507*** (-5.02)	-0.6866*** (-4.63)

Note: T test value of regression coefficient is shown in brackets. ***, ** and * respectively represent significance levels of 1%, 5% and 10%.

From the regression results of Model 1 and Model 3, the T statistics of financial efficiency variables are all significant and the coefficients are positive, which indicates that the improvement of financial efficiency would promote the upgrading of regional manufacturing structure to a certain extent, and the positive effect was about 0.25%.

From the regression results of Model 1 and Model 4, the T statistics of the financial agglomeration degree variables are significant at 5% significance level and the coefficients are negative, which indicates that the regional financial agglomeration degree has a certain inhibitory effect on the upgrading of manufacturing structure. It shows that every 1% increase of regional financial agglomeration degree would make the proportion of technology-intensive model in manufacturing structure industries decline by about 0.2%.

Comparing the effects of three factors, it can be seen that regional financial scale and financial agglomeration inhibits the increase of technology-intensive industries in manufacturing structure. The two indicators essentially reflect the development of regional financial volume level. Empirical results show that China's regional finance cannot effectively promote the transformation and upgrading of regional manufacturing structure by relying on the "quantitative" development, indicating that the capital doesn't flow into the manufacturing sector effectively, which may be related to the development of China's real estate market.

However, compared with "quantitative" indicators such as financial scale and financial agglomeration degree, it can be found that there is a significant positive correlation between regional financial efficiency and manufacturing structural upgrading variables. Financial efficiency reflects the regional financial development at the "quality" level, which indicates that the improvement of financial ef-

efficiency can effectively promote the upgrading of the manufacturing industry.

From Model 1, it can be further found that the coefficients of financial scale and financial agglomeration are both less than the coefficient of financial efficiency, indicating that regional financial development can effectively promote the upgrading of regional manufacturing structure on the whole, but this role is mainly promoted by the development of financial industry in terms of quality. The development of quantitative, on the contrary, acts as a negative inhibitor. The reverse effect of “quantity” also suggests that the improvement of financial scale and financial agglomeration degree makes more funds to flow into real estate and other industries, which should be used to support the upgrading of manufacturing structure.

4.4. Robustness Test

The regression results are tested for robustness in this paper. On one hand, considering the correlation between financial development and industrial structure, the ratio of bank deposits and loans to GDP, which can reflect the supporting role of regional financial development to economic growth, is adopted universally. In this paper, the index of Financial Correlation Ratio, the sum of bank deposits and loans to GDP, is used to measure financial development and carry out a regression test. On the other hand, considering that the data of developed financial areas may have an impact on the regression results, regression analysis is re-performed to test the robustness of previous results, excluding 11 relatively special regional data of financial development such as Beijing, Shanghai, Shenzhen, Guangzhou, Hangzhou, Chongqing, Tianjin, Suzhou, Wuhan, Qingdao and Ningbo. The regression results were shown as follows:

The regression results in **Table 3** show that the regression results of the impact of various financial development indicators on the upgrading of manufacturing industry structure are still significant after adding the variable of “financial correlation ratio” in Equation (1).

The regression results of Model 5 indicates that the negative effects of financial scale and financial agglomeration degree on the upgrading of manufacturing industry structure are statistically weaker than the financial correlation ratio, while the positive effect of financial efficiency is obvious.

From the regression results of Model 6, financial development plays a significant role in the upgrading of manufacturing industry structure when Financial Correlation Ratio is taken as a single indicator to measure financial development for regression. In Model 5 and Model 6, the regression results of government financial investment, foreign direct investment and human capital show that government financial investment and foreign direct investment don't significantly affect the upgrading of regional manufacturing industry structure in China, while the human capital stock plays a substantial role in promoting the upgrading of manufacturing industry structure.

From the regression results of **Table 4**, after excluding the data of 11 cities with special financial development, financial scale and financial agglomeration

Table 3. Regression results after adding financial correlation ratio.

Variables	Model 5	Model 6
FD	-0.0875**	
FG	(-2.39)	-0.0601*
FX	(-1.89)	
FJ	-0.1248***	
FIS	(-4.53)	-
FDI	0.0764**	
HMC	(2.74)	-
C	-0.1721***	

Note: T-test value of regression coefficient was shown in brackets. ***, ** and * respectively represent significance levels of 1%, 5% and 10%.

Table 4. Regression results after excluding financial developed cities.

Variables	Model 7	Model 8	Model 9	Model 10
FG	-0.1229*** (4.76)	-0.1254*** (4.66)	-	-
FX	0.1983** (2.32)	-	0.2268*** (3.76)	-
FJ	-0.0159** (-2.33)	-	-	-0.1974*** (-3.10)
FIS	-0.0128 (-0.24)	0.0011 (0.05)	-0.0794 (-1.23)	-0.0481 (-0.91)
FDI	0.0057 (0.41)	0.0036 (0.07)	-0.0037 (-0.31)	-0.0049 (-0.27)
HMC	0.0649** (2.56)	0.0645** (2.43)	0.0338 (1.16)	0.0376 (1.21)
C	-0.8429*** (-5.87)	-0.7191*** (-4.95)	-0.7332*** (-4.89)	-0.6717*** (-4.44)
FG	-0.1229*** (4.76)	-0.1254*** (4.66)	-	-

Note: T-test value of regression coefficient was shown in brackets. ***, ** and * respectively represent significance levels of 1%, 5% and 10%.

degree have a significant negative inhibition on the proportion of technology-intensive industries in the manufacturing industry, while financial efficiency has a significant positive promotional effect.

The results of robustness regression are consistent with those of the basic regression models.

5. Conclusions

Based on the panel data of 121 cities in China from 2006 to 2018, the impact mechanism of financial development on the upgrading of manufacturing structure is systematically analyzed in this paper from the perspective of financial

scale, financial efficiency and financial agglomeration. The empirical results show that: 1) Among the selected financial development indicators, financial scale, financial efficiency and financial agglomeration have a significant impact on the upgrading of manufacturing industry structure; 2) Financial efficiency has a positive role in promoting the upgrading of manufacturing industry structure, while financial scale and financial agglomeration have a negative inhibitory effect on the upgrading of manufacturing industry structure. Meanwhile, the absolute value of financial efficiency is greater than that of financial scale and financial agglomeration degree; 3) Financial development can effectively promote the upgrading of regional manufacturing structure on the whole, but this role is mainly driven by the development of the financial industry in terms of “quality”, while the development in terms of “quantity” plays a reverse inhibitory role.

Therefore, changing the mode of financial development and promoting the optimization and upgrading of manufacturing structure are the important contents of the “Made in China 2025” strategic plan.

Firstly, a coordinated development mechanism should be established between financial development and industrial structure upgrading. At present, the total amount of financial assets in China is very large, but the financial efficiency is not high. As a key factor affecting the upgrading of manufacturing industry structure, we should pay attention to the optimization of financial structure and the improvement of financial efficiency.

Secondly, it is necessary to unblock manufacturing innovation and the financial channels, constantly form and improve the ecosystem of financial service, regulate the scale of the financial market, avoid the virtualization and bubble of financial market, strengthen the innovation of financial services, tools and products, adjust the financial structure to match the manufacturing structure, and guide the financial capital flow to the real economy. At the same time, the investment environment of the financial market should be optimized, and financial institutions should have specific objectives, special systems and credit scale in supporting manufacturing industry.

Thirdly, it is essential to achieve a fair-oriented mechanism for balanced development of regional industrial resources and financial resources, promote the rational and efficient allocation and sharing of financial resources, industrial resources and achievement of economic development, improve the multi-level and diversified financial system, and ensure the diversification, sustainability and flexibility of capital sources in the upgrading of manufacturing structure.

Fourthly, pay attention to the role of financial leverage in the upgrading of manufacturing structure, further increase financial support to high-productivity or high-efficiency production sectors, especially to high-tech industries, and establish a virtuous cycle between financial development and the upgrading of manufacturing structure through the development of the financial industry.

Lastly, the government should guide and intervene in policy banks and commercial banks to support technological innovation projects, promote the upgrading of manufacturing structure, and effectively prevent the risk of the man-

ufacturing industry sliding into the “illusory from the Real economy”.

Funding

This research was funded by International Institute of China Construction Bank (20190020-1).

Conflicts of Interest

The authors declare no conflicts of interest regarding the publication of this paper.

References

- [1] Bagehot, W. (1962) Lombard Street, Irwin, Homewood, IL: 1873.
- [2] Rostow, W.W. (1960) The Stages of Economic Growth. Cambridge University Press, Cambridge.
- [3] Goldsmith, R.W. (1969) Financial Structure and Development. Yale University Press, New Haven.
- [4] Greenwood, J. and Jovanovic, B. (1990) Financial Development, Growth, and the Distribution of Income. *Journal of Political Economy*, **98**, 1076-1107. <https://doi.org/10.1086/261720>
- [5] Bencivenga, V.R. and Smith, B.D. (1991) Financial Intermediation and Endogenous Growth. *Review of Economic Studies*, **58**, 195-209. <https://doi.org/10.2307/2297964>
- [6] Vernon, R. (1966) The Product Life Cycle. *Quarterly Journal of Economics*, **80**, 190-207. <https://doi.org/10.2307/1880689>
- [7] King, R.G. and Levine, R. (1993) Finance and Growth-Schumpeter Might Be Right. *The Quarterly Journal of Economics*, **108**, 717-737. <https://doi.org/10.2307/2118406>
- [8] Gehrig, T. (2000) Cities and the Geography of Financial Centers. In: *Economics of Cities: Theoretical Perspectives*, Cambridge University Press, Cambridge, 415-446.
- [9] Levine, R., Loayza, N. and Beck, T. (2000) Financial Intermediation and Growth: Causality and Causes. *Journal of Monetary Economics*, **46**, 31-77. [https://doi.org/10.1016/S0304-3932\(00\)00017-9](https://doi.org/10.1016/S0304-3932(00)00017-9)
- [10] Luintel, K.B. and Khan, M. (1999) A Quantitative Reassessment of the Finance-Growth Nexus: Evidence from a Multivariate VAR. *Journal of Development Economics*, **60**, 381-405. [https://doi.org/10.1016/S0304-3878\(99\)00045-0](https://doi.org/10.1016/S0304-3878(99)00045-0)
- [11] Rioja, F. and Valev, N. (2004) Finance and the Sources of Growth at Various Stages of Economic Development. *Economic Inquiry*, **42**, 127-140. <https://doi.org/10.1093/ei/cbh049>
- [12] Cao, X. and Wu, J. (2002) Granger Test and Characteristic Analysis of the Relationship between Financial Development and Economic Growth in China. *Financial and Economic*, **5**, 40-43.
- [13] Shan, Q. (2003) Positive Research on the Relationship between Financial Development and Economic Growth in China. *Journal of Beijing Polytechnic University Social Sciences Edition*, **4**, 6-10.
- [14] Mao, D. (2006) Empirical Research into the Relationship among Financial Structure, Industrial Structure and Economic Structure. *Operations Research and Management Science*, **5**, 122-127.
- [15] Wang, Z. and Sun, G. (2003) Empirical Analysis of the Relationship between Finan-

- cial Development Scale, Structure, Efficiency and Economic Growth in China. *Management World*, **7**, 13-20.
- [16] Chen, M., Du, Y. and Li, X. (2006) Empirical Analysis of the Relationship between Financial Development and Economic Growth in Heilongjiang Province. *Journal of Harbin University of Commerce (Natural Sciences Edition)*, **2**, 121-124.
- [17] Zhou, G. (2014) GDP Golden Content in China: A New Academic Proposition. *Journal of Macro-Quality Research*, **4**, 46-51.
- [18] Yin, D. and Fan, J. (2013) The Research Progress in China's Macroeconomic Growth Quality: Literature Review and Policy Implications. *Journal of Macro-Quality Research*, **3**, 15-25.
- [19] Kang, J., Zhang, Z. and Fu, W. (2005) Causal Relationship between Financial Development and Economic Growth: The Experience of China, Japan and South Korea. *Journal of Finance*, **10**, 20-31.
- [20] Holmstrom, B. and Tirole, J. (1997) Financial Intermediation, Loanable Funds, and the Real Sector. *The Quarterly Journal of Economics*, **112**, 663-691. <https://doi.org/10.1162/003355397555316>
- [21] Neusser, K. and Kugler, M. (1998) Manufacturing Growth and Financial Development: Evidence from OECD Countries. *The Review of Economics and Statistics*, **80**, 638-646. <https://doi.org/10.1162/003465398557726>
- [22] Beck, T., Levine, R. and Loayza, N. (2000) Finance and the Sources of Growth. *Journal of Financial Economics*, **58**, 261-300. [https://doi.org/10.1016/S0304-405X\(00\)00072-6](https://doi.org/10.1016/S0304-405X(00)00072-6)
- [23] Ross, L. (2005) Finance and Growth: Theory and Evidence. In: Aghion, P. and Durlauf, S., Eds., *Handbook of Economic Growth*, Vol. 1, Elsevier, Amsterdam, 865-934. [https://doi.org/10.1016/S1574-0684\(05\)01012-9](https://doi.org/10.1016/S1574-0684(05)01012-9)
- [24] Yi, X. and Liu, F. (2015) Financial Development, Technological Innovation and Industrial Structure Transition: Analysis Framework of Multi-Sectoral Endogenous Growth Theory. *Management World*, **10**, 24-39.
- [25] Liang, B. and Zhang, J. (2018) Economic Opening, Financial Development and Manufacturing Structure Optimization. *Journal of Huazhong University of Science and Technology (Social Science Edition)*, **4**, 89-101.
- [26] Zhao, S.X.B. (2003) Spatial Restructuring of Financial Centers in Mainland China and Hong Kong: A Geography of Finance Perspective. *Urban Affairs Review*, **38**, 535-571. <https://doi.org/10.1177/1078087402250364>
- [27] Qu, Q. (2001) Asset Prices and Monetary Policy. *Economic Research Journal*, **7**, 60-67.
- [28] Rajan, R. (2006) Has Finance Made the World Riskier? *European Financial Management*, **12**, 499-533. <https://doi.org/10.1111/j.1468-036X.2006.00330.x>
- [29] Laeven, L. and Levine, R.S.M. (2011) Financial and Technological Innovation: Implications for Growth. Brown University Press, Rhode Island.
- [30] Gennaioli, N., Shleifer, A. and Vishny, R. (2012) Neglected Risks, Financial Innovation and Financial Fragility. *Journal of Financial Economics*, **104**, 452-468. <https://doi.org/10.1016/j.jfineco.2011.05.005>
- [31] Da Rin, M. and Hellmann, T. (2002) Banks as Catalysts for Industrialization. *Journal of Financial Intermediation*, **11**, 366-397. <https://doi.org/10.1006/jfin.2002.0346>
- [32] Cai, H. and Yan, Q. (2004) Industrial Structure Adjustment and Financial Development: Cross-Industry Survey from China. *Management World*, **10**, 79-84.
- [33] Lin, Y., Zhang, Q. and Liu, M. (2003) Financial Structure and Economic Growth:

The Case of Manufacturing Industry. *World Economy*, **1**, 3-21.

- [34] Carlin, W. and Mayer, C. (2003) Finance, Investment and Growth. *Journal of Financial Economics*, **69**, 191-226. [https://doi.org/10.1016/S0304-405X\(03\)00112-0](https://doi.org/10.1016/S0304-405X(03)00112-0)
- [35] Wang, X. and Johansson, A. (2013) Financial Repression and Structural Transformation. *Economic Research Journal*, **1**, 54-67.
- [36] Rajan, R.G. and Zingales, L. (1998) Financial Dependence and Growth. *American Economic Review*, **88**, 559-586.
- [37] Antzoulatos, A., Panopoulou, E. and Tsoumas, C. (2011) Do Financial Systems Converge? *Review of International Economics*, **19**, 122-136. <https://doi.org/10.1111/j.1467-9396.2010.00936.x>
- [38] Chen, C. (2008) Research on the Nexus between Financial Development and the Upgrading of Industrial Structure in China. *Statistics & Decision*, **9**, 108-109.
- [39] Yan, W. (2013) Financial Development, Foreign Direct Investment and Optimization of Industrial Structure: The Empirical Analysis Based on the Guangdong Statistics. *Journal of Finance and Economics*, **2**, 30-40.
- [40] Su, J. and Xu, Z. (2014) Theory and Empirical Study for Financial System Development, Industrial Structure Upgrading and Economic Growth in China. *Journal of Industrial Technological Economics*, **2**, 139-149.
- [41] Xiong, X. and Tan, L. (2016) The Measurement and Comparative Analysis on Regional Financial Development Level in China: Based on the Provincial Panel Data from 2004 to 2013. *Economy and Management*, **5**, 72-78.
- [42] Yang, Y. and Fang, D. (2013) Financial Agglomeration and Industrial Structure: Empirical Research from 16 Cities of Yangtze River Delta. *Journal of Finance and Economics*, **6**, 55-65.
- [43] Li, Z. (2014) On the Meaning of Industrial Structure Upgrade and Index Establishment: Based on the International Comparison of Factor Analysis Method. *Modern Economic Science*, **1**, 89-98.
- [44] Li, P. and Wang, X. (2009) Research on Upgrading of the Industrial Structure Based on Financial Convergence. *The Journal of Guangdong University of Finance*, **6**, 51-59.
- [45] Li, H. and Ping, F. (2017) Measurement on Industrial Structure Upgrade of China's Equipment Manufacturing Industry. *Forum on Science and Technology in China*, **2**, 80-86.
- [46] Wang, Z. and Dong, C. (2012) An Analysis on the Consistency between Manufacturing Structure and Quality Structure of Labor Force in China: And the Discussion of Shortage of Migrant Workers, Skilled Personnel, and Difficulty of Graduates Employment. *Population & Economics*, **5**, 1-7.
- [47] Cheng, H. (2014) China's Economic Growth: Transition from Velocity Era to Quality Era. *Journal of Macro-Quality Research*, **4**, 1-12.
- [48] Yang, L., Xie, R. and He, Z. (2014) Research on the Impact of Rising Labor Cost on Manufacturing Structure Upgrading: An Empirical Analysis Based on the Data of Sub-Sectors of Chinese Manufacturing. *China Soft Science*, **12**, 136-147.
- [49] Wang, Z. and Chen, Q. (2012) Synthetic Measure on the Structure Upgrading of Manufacturing in Jiangsu. *Ecological Economy*, **4**, 99-103.