



Benzoylacetone as a Building Block in Heterocyclic Synthesis: Synthesis of Polyfunctionally Substituted Pyridinethione and Its Derivatives

Abdel Haleem Mostafa Hussein*, Fathi Ali Abu-Shanab, Sayed Abdel Hamed Sayed Mousa

Department of Chemistry, Faculty of Science, Al Azhar University, Assiut, Egypt

Email: [*abdelhaleemmh@yahoo.com](mailto:abdelhaleemmh@yahoo.com)

Received 5 January 2015; accepted 22 January 2015; published 26 January 2015

Copyright © 2015 by authors and OALib.

This work is licensed under the Creative Commons Attribution International License (CC BY).

<http://creativecommons.org/licenses/by/4.0/>



Open Access

Abstract

The Hantzsch amide derivatives **1** are prepared by reaction of a mixture of two moles of benzoylacetone, aqueous ammonia and aromatic aldehydes. Also, the reaction of benzoylacetone with a mixture of urea or thiourea and aromatic aldehydes afforded pyrimidine derivatives **2a-h**. Pyridinethione derivative **3** was reacted with α -halo ketones and α -halo nitriles **4a-e** to afford the S-alkylated derivatives **5a-e** which cyclized into **6b-e** and **7**. Reactions of compound **7** with glacial acetic acid/acetic anhydride gave **8** which led to **9a** and **9b** on treatment with ammonium acetate/acetic acid and aniline. Also, treatment of **7** with formamide, hydrazine hydrate and benzoyl isothiocyanate afforded **10**, **11** and **13**. Reactions of **3** with arylidene malononitrile **14** in ethanolic triethylamine yielded 1:1 adduct **17a-c**.

Keywords

Pyridines, Pyrimidines, Pyridinethione, Pyridothienopyrimidine and Isoquinolines

Subject Areas: Analytical Chemistry, Organic Chemistry

1. Introduction

Polyfunctionally substituted 1,4-dihydropyridines have been widely explored as cardiovascular agents. Nifedipine has been approved for clinical use as an antianginal agent and represents the prototype 1,4-dihydropyridine (DHP) structure found useful in both antianginal and antihypertensive therapy [1]. Also, the pyridinethione rings

*Corresponding author.

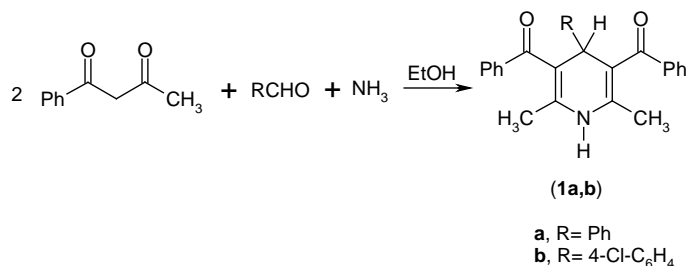
have proved to be an interesting class of heterocycles. Many of its derivatives are used as antibacterial [2]-[7] and antihypertensive [8]. In continuation of our previous interest work in the synthesis of variety of heterocyclic compounds from readily obtainable inexpensive starting materials [9] [10], we report here the utility of benzoylacetone for the synthesis of some novel heterocyclic compounds.

2. Results and Discussion

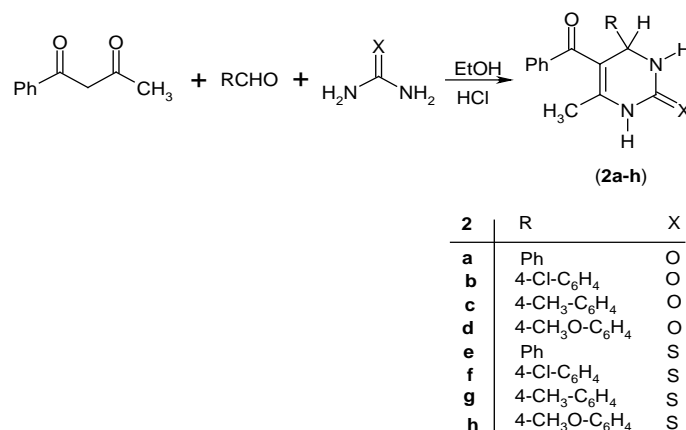
It has been found that the Hantzsch amide derivatives **1** were prepared by the one-pot cyclization reaction of a mixture of two moles of benzoylacetone, aqueous ammonia and aromatic aldehydes [11]. Compounds **1** were confirmed by its spectroscopic methods (IR, ^1H NMR, Mass) and elemental analysis. The ^1H NMR spectrum of compound **1a** as an example, revealed a singlet signal at δ 1.88 ppm assigned to two methyl function group, singlet signal at δ 5.10 ppm assigned to pyridine -4H, singlet signal at δ 5.75 ppm assigned to exchange NH function group and multipl signals at δ 6.88 - 7.51 ppm assigned to aromatic function group. Mass spectrum of compound **1a** revealed a molecular ion peak at $m/z = 393$ (M^+) corresponding to the molecular formula ($\text{C}_{27}\text{H}_{23}\text{NO}_2$), **Scheme 1**.

Also, the reaction of benzoylacetone with a mixture of urea or thiourea and aromatic aldehydes in ethanol containing HCl afforded the expected pyrimidine derivatives **2a-h**. Structure **2a-h** was confirmed based on its spectroscopic data. Thus ^1H NMR spectrum of compound **2g** for example exhibit the presence of singlet signal at $\delta\text{H} = 5.29$ ppm assigned for 4H-pyrimidine and singlet signals at $\delta\text{H} = 9.57$ and 10.24 ppm assigned for two NH group. In addition, the Mass spectrum of compound **2b** revealed a molecular ion peak at $m/z = 326$ (M^+) corresponding to molecular formula ($\text{C}_{18}\text{H}_{15}\text{ClN}_2\text{O}_2$), **Scheme 2**.

The reactivity of pyridinethione **3** was also investigated. So, it has been found that pyridinethione derivative [12] **3** was reacted with α -haloketones and α -halonitriles **4a-e** in refluxing ethanol containing sodium acetate to afford the S-alkylated derivatives **5a-e**. The structure of **5a-e** was established based on the elemental analysis and spectral data. The IR spectrum of compound **5a** for examples exhibited the presence of the absorption band of cyano function group at $\nu = 2216\text{ cm}^{-1}$ and absorption band of carbonyl of ester at $\nu = 1734\text{ cm}^{-1}$. The ^1H NMR spectrum of compound **5a** revealed a triplet signal at δ 1.18 ppm assigned to methyl function group, a



Scheme 1. Synthesis of pyridine derivatives.



Scheme 2. Synthesis of pyrimidine derivatives.

singlet signal at δ 2.50 ppm assigned to methyl function group, a singlet signal at δ 4.01 ppm assigned to methylene function group, a quartet signal at δ 4.14 ppm assigned to methylene function group, singlet signal at δ 7.20 ppm assigned to ring-H, and multipl signals at δ 7.34 - 7.98 ppm assigned to aromatic function group.

Compounds **5b-e** were cyclized into the corresponding thieno[2,3-b]pyridine derivatives **6b-e** upon boiling in ethanolic sodium ethoxide. The IR spectra of compounds **6b-e** exhibited the absence of the absorption band due to cyano function group and appearance of the absorption bands due to amino function group at $\nu = 34,863,340$ cm^{-1} for compound **6d**. The ^1H NMR spectrum of compound (**6b**) for example, revealed a singlet signal at δ 2.81 ppm assigned to methyl function group, singlet signal at δ 4.91 ppm assigned to NH_2 group, and multipl signals at δ 7.46 - 8.07 ppm assigned to aromatic function group.

A solid evidence for the structure of compounds **6b-e** came from its synthesis by another route by conducting the reaction between compound **3** and α -halocompounds **4b-e** in boiling solution of ethanolic sodium ethoxide (m.p., mix. m.p. and TLC), **Scheme 3**.

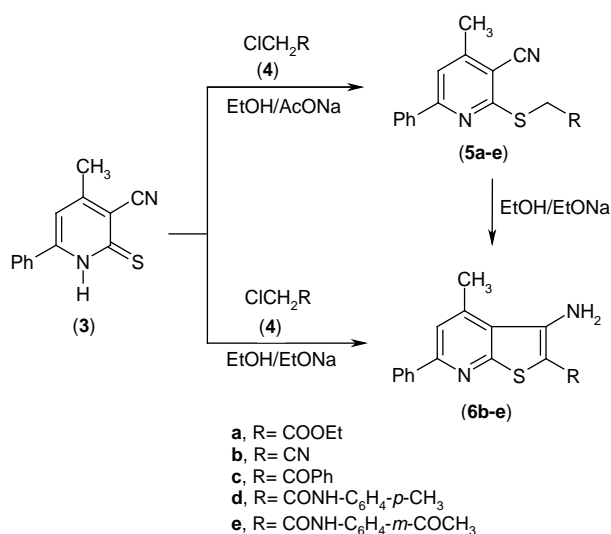
In contrast to the behavior of compound **3** to α -halocarbonyl compounds. It reacted with ethyl chloroacetate under refluxing in ethanol containing a few grams of sodium acetate to afford compound **5a** which then cyclized into compound (**7**) instead of compound **6a** in boiling ethanolic sodium ethoxide. The structure of compound **7** was assigned by elemental and spectral data. The ^1H NMR spectrum indicated the absence of ethoxy carbonyl group. The formation of this product is assumed to proceed *via* Thorpe cyclization followed by base hydrolysis of the ester group to the acid group, **Scheme 4**.

Reactions of compound **7** with glacial acetic acid in the presence of acetic anhydride gave 4,6-dimethyl-2-phenyl-7-oxa-9-thia-1,5-diazafluoren-8-one **8**. Treatment of compound **8** with ammonium acetate in boiling acetic acid led to the formation of pyridothienopyrimidine derivative **9a**.

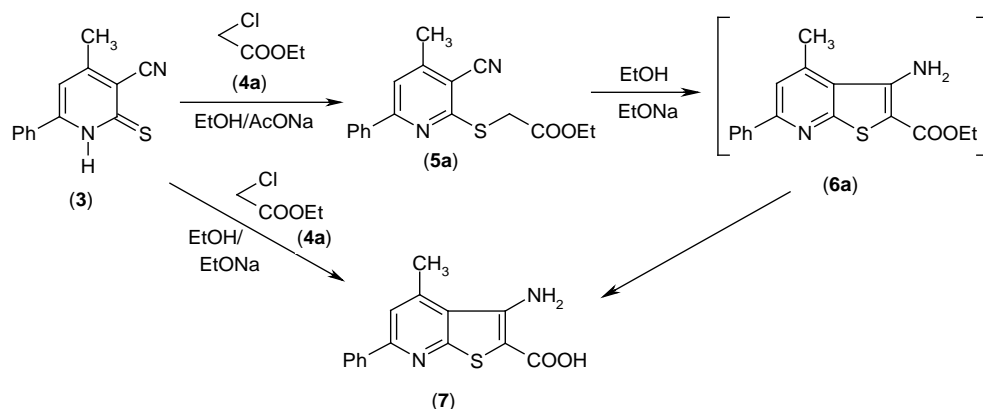
Also, treatment of compound **8** with aniline in acetic acid afforded the pyridothienopyrimidine derivative **9b**. The structure of compounds **9a,b** were established by spectral data (IR, ^1H NMR) and microanalysis. The ^1H NMR spectrum of compound **9a** revealed a singlet signal at δ 2.56 and 3.01 ppm assigned to two methyl function group, and multipl signals at δ 7.55 - 8.22 ppm assigned to aromatic and singlet signal at δ 12.8 ppm assigned to exchange NH function group group.

On the other hand, compound **7** was treated with formamide to afford 4-methyl-2-phenyl-7H-9-thia-1,5,7-triazafluoren-8-one **10**. The ^1H NMR spectrum of compound **10** revealed a singlet signal at δ 2.89 ppm assigned to methyl function group, multipl signals at δ 7.49 - 8.19 ppm assigned to aromatic function group and hump signal at δ 12.82 assigned to NH group.

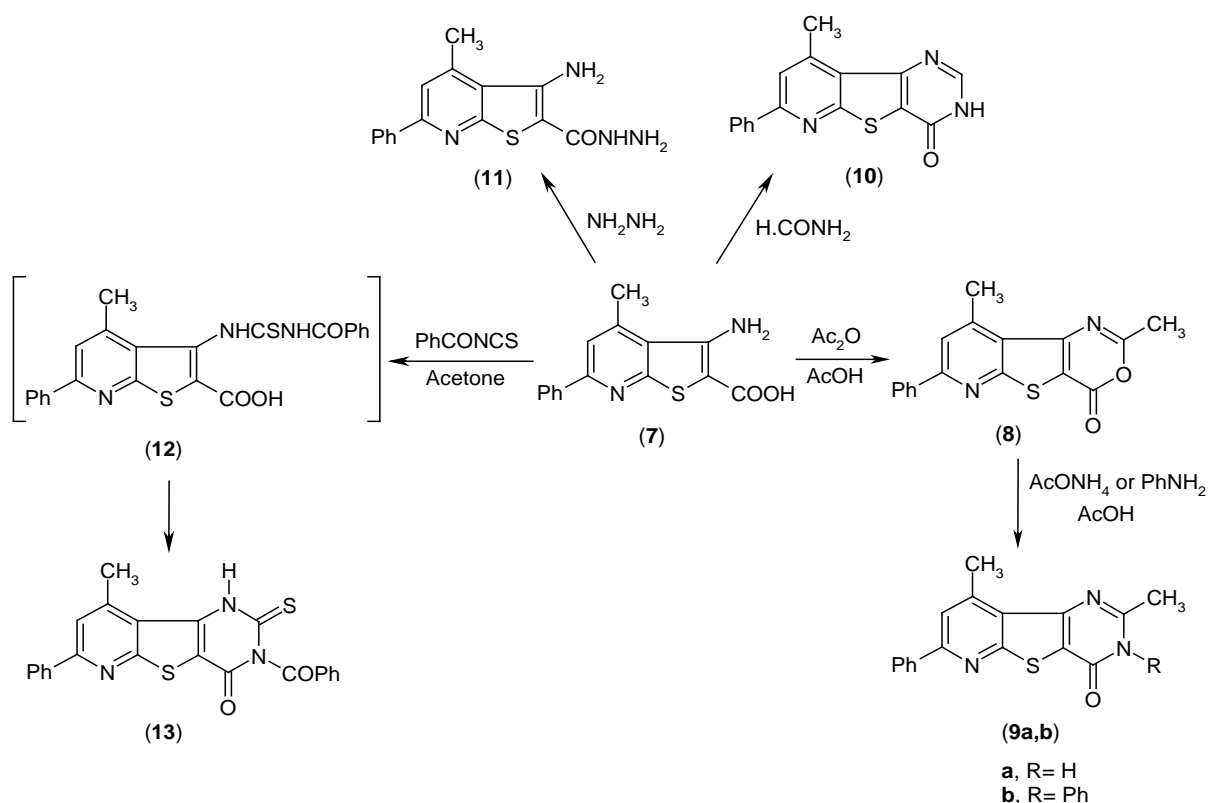
Also, compound **7** was treated with hydrazine hydrate to afford the hydrazide derivative **11**. Compound **13** was obtained by reaction of compound **7** with benzoyl isothiocyanate in anhydrous acetone solution through the thiourea intermediate (**12**). Mass spectrum of compound **13** revealed a molecular ion peak at $m/z = 429$ (M^+) corresponding to molecular formula ($\text{C}_{23}\text{H}_{15}\text{N}_3\text{O}_2\text{S}_2$) **Scheme 5**.



Scheme 3. Synthesis of thienopyridine derivatives.



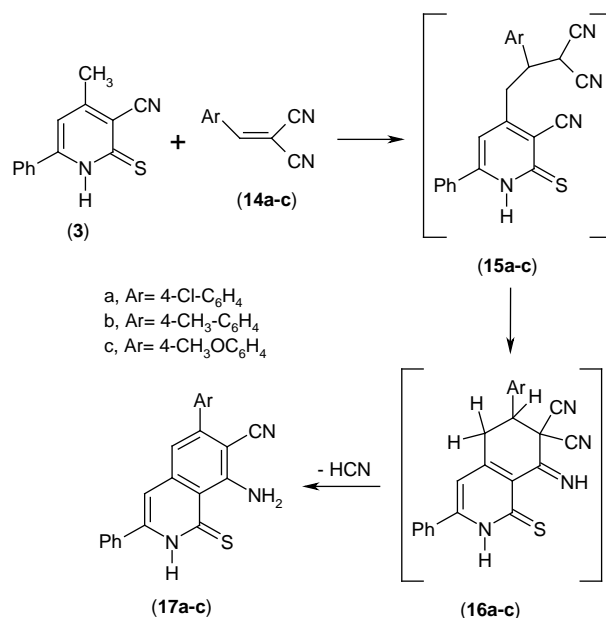
Scheme 4. Synthesis of 0-aminocarboxylic acid derivatives.



Scheme 5. Synthesis of tricyclic compounds.

The utility of the methyl heteroaromatic carbonitriles as building blocks for the synthesis of condensed azines has been examined [13]. So, the reaction of compound **3** with an equimolar amount of arylidene malononitrile **14** in ethanolic triethylamine yielded 1:1 adduct **17a-c**. Compounds **17a-c** were confirmed by spectroscopic data and elemental analysis. The ^1H NMR spectrum of compound **17a** revealed a singlet signal at δ 6.85 ppm assigned to ring-H, multiplet signals at δ 7.35 - 7.75 ppm assigned to aromatic function group and NH_2 and hump signal at δ 8.01 assigned to NH group. Mass spectrum of compound **17a** revealed a molecular ion peak at $m/z = 387$ (M^+) corresponding to molecular formula ($\text{C}_{22}\text{H}_{14}\text{ClN}_3\text{S}$).

The formation of compound **17** is assumed to proceed *via* the addition of the methyl anionic center of the conjugated base of compound **3** to the activated double bond in compound **14** to afford the nonisolable intermediate **15** which undergoes cyclization and aromatization under the reaction conditions to give the final product (isoquinoline derivative) **17**, **Scheme 6**.



Scheme 6. Synthesis of isoquinolines.

3. Experimental

Preparation of 4H-pyridine derivative (1a,b). General procedure:

A mixture of benzoylacetone (3.24 g, 20 mmol), benzaldehyde (1.06 g, 10 mmol) or p-chlorobenzaldehyde (1.41 g, 10 mmol) and aqueous ammonia (3 mL, 33%) in ethanol (20 mL) was refluxed for 3h. The product so formed after cooling was collected by filtration and recrystallised from the appropriate solvent.

Preparation of (5-benzoyl-2,6-dimethyl-4-phenyl-1,4-dihydropyridin-3-yl)phenylmethanone (1a):

The title compound was prepared by the method described above and the product obtained in yield (2.65 g, 67.43%) was purified by recrystallisation from benzene/petroleum ether as yellow crystals, m.p. 210°C - 212°C; IR: ν_{max} at 3296 (NH) and 1664 cm^{-1} (C=O); ^1H NMR [CDCl_3]: δH at 1.88 (s, 6H, 2CH₃), 5.10 (s, 1H, 4H-pyridine), 5.75 (s, 1H, exch., NH) and 6.88 - 7.51 ppm (m, 15H, Ar); MS: M^+ at m/z 393; Anal. Calcd for C₂₇H₂₃NO₂: C 82.42 H 5.89, N 3.56. Found: C 82.25, H 5.78, N 3.45%.

Preparation of [5-benzoyl-4-(4-chlorophenyl)-2,6-dimethyl-1,4-dihydropyridin-3-yl]phenylmethanone (1b):

The title compound was prepared by the method described above and the product obtained in yield (2.65 g, 67.43%) was purified by recrystallisation from benzene/petroleum ether as yellow crystals, m.p. 245°C - 247°C; IR: ν_{max} at 3297 (NH) and 1667 cm^{-1} (C=O); Anal. Calcd for C₂₇H₂₂ClNO₂: C 75.78, H 5.18, N 3.27. Found: C 75.60, H 5.07, N 3.14%.

Preparation of pyrimidine derivative (2a-h). General procedure:

A mixture of benzoylacetone (1.62 g, 10 mmol), urea (0.60 g, 10 mmol) or thiourea (0.76 g, 10 mmol), the appropriate aldehyde (10 mmol) and 2 - 3 drops of HCl (37%) in ethanol (10 mL) was refluxed for 3 h. The result was cooled at 0°C and the precipitate so formed was filtered off and then washed with ethanol and recrystallised from the appropriate solvent.

Preparation of 5-benzoyl-6-methyl-4-phenyl-3,4-dihydro-1H-pyrimidin-2-one (2a):

The title compound was prepared by the method described above using urea and benzaldehyde (1.06 g, 10 mmol). The product obtained in yield (2.20 g, 75.86%) was purified by recrystallisation from ethanol as yellow crystals, m.p. 218°C - 220°C; IR: ν_{max} at 3298 (NH) and 1702 cm^{-1} (C=O); Anal. Calcd for C₁₈H₁₆N₂O₂: C 73.96, H 5.52, N 9.58. Found: C 73.78, H 5.41, N 9.46%.

Preparation of 5-benzoyl-4-(4-chlorophenyl)-6-methyl-3,4-dihydro-1H-pyrimidin-2-one (2b):

The title compound was prepared by the method described above using urea and p-chlorobenzaldehyde (1.41 g, 10 mmol). The product obtained in yield (2.19 g, 67.59%) was purified by recrystallisation from ethanol as yellow crystals, m.p. 232°C - 234°C; IR: ν_{max} at 3288 (NH) and 1706 cm^{-1} (C=O); MS: M^+ at m/z 326 and M^{+2} at

m/z 328; Anal. Calcd for $C_{18}H_{15}ClN_2O_2$: C 66.16, H 4.63, N 8.57. Found: C 66.00, H 4.51, N 8.43%.

Preparation of 5-benzoyl-6-methyl-4-p-tolyl-3,4-dihydro-1H-pyrimidin-2-one (2c):

The title compound was prepared by the method described above using urea and p-methylbenzaldehyde (1.20 g, 10 mmol). The product obtained in yield (1.93 g, 63.47%) was purified by recrystallisation from ethanol as yellow crystals, m.p. 235°C - 237°C; IR: ν_{max} at 3236 (NH) and 1690 cm^{-1} (C=O); Anal. Calcd for $C_{19}H_{18}N_2O_2$: C 74.49, H 5.92, N 9.14. Found: C 74.33, H 5.80, N 9.01%.

Preparation of 5-benzoyl-4-(4-methoxyphenyl)-6-methyl-3,4-dihydro-1H-pyrimidin-2-one (2d):

The title compound was prepared by the method described above using urea and p-methoxybenzaldehyde (1.36 g, 10 mmol). The product obtained in yield (1.95 g, 60.94%) was purified by recrystallisation from ethanol as orange crystals, m.p. 242°C - 244°C; IR: ν_{max} at 3232 (NH) and 1698 cm^{-1} (C=O); 1H NMR [DMSO]: δH at 2.54 (s, 3H, CH_3), 3.91 (s, 3H, OCH_3), 5.37 (s, 1H, 4H-pyrimidine), 7.12 - 7.76 (m, 9H, Ar), 8.53 (s, 1H, exch., NH) and 9.21 ppm (br., 1H, exch., NH); Anal. Calcd for $C_{19}H_{18}N_2O_3$: C 70.79, H 5.63, N 8.69. Found: C 70.62, H 5.52, N 8.55%.

Preparation of (6-methyl-4-phenyl-2-thioxo-1,2,3,4-tetrahydropyrimidin-5-yl)phenylmethanone (2e):

The title compound was prepared by the method described above using thiourea and benzaldehyde (1.06 g, 10 mmol). The product obtained in yield (2.11 g, 68.95%) was purified by recrystallisation from ethanol as orange crystals, m.p. 246°C - 248°C; IR: ν_{max} at 3282 (NH) and 1660 cm^{-1} (C=O); Anal. Calcd for $C_{18}H_{16}N_2OS$: C 70.10, H 5.23, N 9.08. Found: C 69.92, H 5.12, N 8.96%.

Preparation of [4-(4-chlorophenyl)-6-methyl-2-thioxo-1,2,3,4-tetrahydropyrimidin-5-yl]phenylmethanone (2f):

The title compound was prepared by the method described above using thiourea and p-chlorobenzaldehyde (1.41 g, 10 mmol). The product obtained in yield (2.07 g, 60.88%) was purified by recrystallisation from ethanol as orange crystals, m.p. 250°C - 252°C; IR: ν_{max} at 3281 (NH) and 1666 cm^{-1} (C=O); MS: M^+ at m/z 342 and M^{+2} at m/z 344; Anal. Calcd for $C_{18}H_{15}ClN_2OS$: C 63.06, H 4.41, N 8.17. Found: C 62.90, H 4.29, N 8.04%.

Preparation of (6-methyl-2-thioxo-4-p-tolyl-1,2,3,4-tetrahydropyrimidin-5-yl)phenylmethanone (2g):

The title compound was prepared by the method described above using thiourea and p-methylbenzaldehyde (1.20 g, 10 mmol). The product obtained in yield (1.88 g, 58.75%) was purified by recrystallisation from ethanol as orange crystals, m.p. 262°C - 264°C; IR: ν_{max} at 3284 (NH) and 1663 cm^{-1} (C=O); 1H NMR [DMSO]: δH at 1.76 (s, 3H, CH_3), 2.26 (s, 3H, CH_3), 5.29 (s, 1H, 4H-pyrimidine), 6.97 - 7.65 (m, 9H, Ar), 9.57 (s, 1H, exch., NH) and 10.24 ppm (s, 1H, exch., NH); Anal. Calcd for $C_{19}H_{18}N_2OS$: C 70.78, H 5.63, N 8.69. Found: C 70.61, H 5.51, N 8.56%.

Preparation of [4-(4-methoxyphenyl)-6-methyl-2-thioxo-1,2,3,4-tetrahydropyrimidin-5-yl]phenylmethanone (2h):

The title compound was prepared by the method described above using thiourea and p-methoxybenzaldehyde (1.36 g, 10 mmol). The product obtained in yield (2.10 g, 62.50%) was purified by recrystallisation from ethanol as orange crystals, m.p. 268°C - 270°C; IR: ν_{max} at 3215 (NH) and 1671 cm^{-1} (C=O); Anal. Calcd for $C_{19}H_{18}N_2O_2S$: C 67.43, H 5.36, N 8.28. Found: C 67.45, H 5.24, N 8.15%.

Preparation of 2-substituted-mercapto-4-methyl-6-phenylpyridine-3-carbonitrile (5a-e). General procedure:

To a solution of mercaptopyridine (3) (2.66 g, 10 mmol) in ethanol (30 mL) and sodium acetate (10 mmol), the appropriate α -halocompounds (4a-e) (10 mmol) was added. The reaction mixture was refluxed for one hour. After cooling, the solid product formed was collected by filtration washed with water several times and recrystallised from the appropriate solvent.

Preparation of (3-cyano-4-methyl-6-phenylpyridin-2-ylsulfanyl)-acetic acid ethyl ester (5a):

The title compound was prepared by the method described above using ethyl chloroacetate (4a) (1.22 g, 10 mmol). The product obtained in yield (2.6 g, 83.33%) was purified by recrystallisation from ethanol as white crystals, m.p. 130°C - 132°C; IR: ν_{max} at 2216 ($C\equiv N$) and 1734 cm^{-1} (C=O); 1H NMR [$CDCl_3$]: δH at 1.18 (t, 3H, CH_3), 2.50 (s, 3H, CH_3), 4.01 (s, 2H, CH_2), 4.14 (q, 2H, CH_2), 7.20 (s, 1H, ring-H) and 7.34 - 7.98 ppm (m, 5H, Ar); Anal. Calcd for $C_{17}H_{16}N_2O_2S$: C 65.36, H 5.16, N 8.97. Found: C 65.18, H 5.03, N 8.85%.

Preparation of 2-cyanomethylsulfamyl-4-methyl-6-phenylnicotino-nitrile (5b):

The title compound was prepared by the method described above using chloroacetonitrile (4b) (0.75 g, 10 mmol). The product obtained in yield (2.44 g, 92.08%) was purified by recrystallisation from ethanol as white crystals, m.p. 155°C - 157°C; IR: ν_{max} at 2980 (C-H, aliph) and 2216 cm^{-1} ($C\equiv N$); anal. Calcd for $C_{15}H_{11}N_3S$: C

67.90, H 4.18, N 15.84. Found: C 67.71, H 4.05, N 15.68%.

Preparation of 4-methyl-2-(2-oxo-2-phenylethylsulfanyl)-6-phenyl-nicotinonitrile (5c):

The title compound was prepared by the method described above using phenacyl bromide (4c) (1.99 g, 10 mmol). The product obtained in yield (2.72 g, 79.07%) was purified by recrystallisation from ethanol as red crystals, m.p. 162°C - 164°C; IR: ν_{\max} at 2990 (C-H, aliph), 2212 (C≡N) and 1682 cm^{-1} (C=O); Anal. Calcd for $\text{C}_{21}\text{H}_{16}\text{N}_2\text{OS}$: C 73.23, H 4.68, N 8.13. Found: C 73.04, H 4.55, N 8.01%.

Preparation of 2-(3-cyano-4-methyl-6-phenylpyridin-2-ylsulfanyl)-N-p-tolylacetamide (5d):

The title compound was prepared by the method described above using 2-chloro-N-p-tolyl-acetamide (4d) (1.83 g, 10 mmol). The product obtained in yield (3.13 g, 83.91%) was purified by recrystallisation from ethanol as yellow crystals, m.p. 158°C - 160°C; IR: ν_{\max} at 3250 (NH), 2215 (C≡N) and 1665 cm^{-1} (C=O); Anal. Calcd for $\text{C}_{22}\text{H}_{19}\text{N}_3\text{OS}$: C 70.75, H 5.13, N 11.25. Found: C 70.58, H 5.00, N 11.09%.

Preparation of N-(3-acetylphenyl)-2-(3-cyano-4-methyl-6-phenyl-pyridin-2-ylsulfanyl)acetamide (5e):

The title compound was prepared by the method described above using N-(3-acetylphenyl)-2-chloroacetamide (4e) (2.11 g, 10 mmol). The product obtained in yield (3.08 g, 76.81%) was purified by recrystallisation from ethanol as orange crystals, m.p. 170°C - 172°C; IR: ν_{\max} at 3268 (NH), 2924 (C-H, aliph) 2216 (C≡N) and 1672 cm^{-1} (COCH₃); Anal. Calcd for $\text{C}_{23}\text{H}_{19}\text{N}_3\text{O}_2\text{S}$: C 68.81, H 4.77, N 10.47. Found: C 68.65, H 4.64, N 10.33%.

Preparation of thieno[2,3-b]pyridine derivatives (6b-e) and (7). General procedure: Method A:

A mixture of 2-substituted-mercapto-4-methyl-6-phenylpyridine-3-carbonitrile (5a-e) (10 mmol) and sodium ethoxide (30 mL, 0.25 g sodium metal) was heated under reflux for about 2 h. The reaction mixture was poured on ice cold water, the solid product was recovered by filtration to give the title compound and recrystallised from the appropriate solvent.

Method B:

A mixture of mercaptopyridine (3) (2.66, 10 mmol), sodium ethoxide (30 mL, 0.5 g sodium metal) and the appropriate α -halocompounds (4a-e) (10 mmol) was heated under reflux for about 2 h. The reaction mixture was poured on ice cold water, the solid product was recovered by filtration to give the title compound and recrystallised from the appropriate solvent.

Preparation of 3-amino-4-methyl-6-phenylthieno[2,3-b]pyridine-2-carbonitrile (6b):

The title compound was prepared by the method described above using chloroacetonitrile (4b) (0.75 g, 10 mmol). The product obtained in yield (2.20 g, 83.02%) was purified by recrystallisation from ethanol as yellow crystals, m.p. 254°C - 256°C; IR: ν_{\max} at 333,4-323,0 (NH₂) and 2186 cm^{-1} (C≡N); ¹H NMR [CDCl₃]: δ H at 2.81 (s, 3H, CH₃), 4.91 (s, 2H, NH₂), 7.46 - 7.58 (m, 3H, Ar + ring-H) and 8.02 - 8.07 ppm (m, 2H, Ar); Anal. Calcd for $\text{C}_{15}\text{H}_{11}\text{N}_3\text{S}$: C 67.90, H 4.18, N 15.84. Found: C 67.70, H 4.09, N 15.73%.

Preparation of (3-amino-4-methyl-6-phenylthieno[2,3-b]pyridin-2-yl)phenylmethanone (6c):

The title compound was prepared by the method described above using phenacyl bromide (4c) (1.99 g, 10 mmol). The product obtained in yield (2.54 g, 73.84%) was purified by recrystallisation from ethanol as red crystals, m.p. 248°C - 250°C; IR: ν_{\max} at 343,2-332,0 (NH₂) and 1707 cm^{-1} (C=O); ¹H NMR [DMSO]: δ H at 2.72 (s, 3H, CH₃) and 7.56, 8.20 ppm (m, 13H, Ar + NH₂ + ring-H); Anal. Calcd for $\text{C}_{21}\text{H}_{16}\text{N}_2\text{OS}$: C 73.23, H 4.68, N 8.13. Found: C 73.02, H 4.50, N 8.00%.

Preparation of 3-amino-4-methyl-6-phenylthieno[2,3-b]pyridine-2-carboxylic acid p-tolylamide (6d):

The title compound was prepared by the method described above using 2-chloro-N-p-tolyl-acetamide (4d) (1.83 g, 10 mmol). The product obtained in yield (2.76 g, 73.99%) was purified by recrystallisation from ethanol as orange crystals, m.p. 240°C - 242°C; IR: ν_{\max} at 348,6-334,0 cm^{-1} (NH₂, NH); ¹H NMR [CDCl₃]: δ H at 2.34 (s, 3H, CH₃), 2.85 (s, 3H, CH₃), 6.45 (s, 2H, exch., NH₂) and 7.15 - 7.55, 8.09 ppm (m, 11H, Ar + NH + ring-H); Anal. Calcd for $\text{C}_{22}\text{H}_{19}\text{N}_3\text{OS}$: C 70.75, H 5.13, N 11.25. Found: C 70.58, H 5.01, N 11.11%.

Preparation of 3-amino-4-methyl-6-phenylthieno[2,3-b]pyridine-2-carboxylic acid (3-acetylphenyl) amide (6e):

The title compound was prepared by the method described above using N-(3-acetylphenyl)-2-chloroacetamide (4e) (2.11 g, 10 mmol). The product obtained in yield (2.77 g, 69.08%) was purified by recrystallisation from ethanol as red crystals, m.p. 245°C - 247°C; IR: ν_{\max} at 346,5-332,7 cm^{-1} (NH₂, NH), 1670 (COCH₃); Anal. Calcd for $\text{C}_{23}\text{H}_{19}\text{N}_3\text{O}_2\text{S}$: C 68.81, H 4.77, N 10.47. Found: C 68.74, H 4.67, N 10.30%.

Preparation of 3-amino-4-methyl-6-phenylthieno[2,3-b]pyridine-2-carboxylic acid (7):

The title compound was prepared by the method described above using ethyl chloroacetate (4a) (1.22 g, 10 mmol). The product obtained in yield (2.05 g, 72.18%) was purified by recrystallisation from ethanol as orange

crystals, m.p. 265°C - 267°C; IR: ν_{\max} at 3415 (OH), 33,603,285 (NH₂) and 1670 cm⁻¹ (C=O); ¹H NMR [DMSO]: δ H at 2.81 (s, 3H, CH₃), 6.36 (s, 3H, NH₂ + OH), 7.46 - 7.52 (m, 3H, Ar), 7.63 (s, 1H, ring-H) and 8.10 - 8.14 ppm (m, 2H, Ar); Anal. Calcd for C₁₅H₁₂N₂O₂S: C 63.36, H 4.25, N 9.85. Found: C 63.18, H 4.11, N 9.73%.

Preparation of 4,6-dimethyl-2-phenyl-7-oxa-9-thia-1,5-diazafluoren-8-one (8):

3-Amino-4-methyl-6-phenylthieno[2,3-b]pyridine-2-carboxylic acid (7) (2.84 g, 10 mmol) was refluxed in acetic anhydride (30 mL) for 3h. The reaction mixture was left to stand at room temperature and the product so formed was collected by filtration. The product obtained in yield (1.88 g, 61.04%) was purified by recrystallisation from dioxan as greenish crystals, m.p. 290°C - 292°C; IR: ν_{\max} at 1727 cm⁻¹ (C=O); ¹H NMR [DMSO]: δ H at 2.59 (s, 3H, CH₃), 2.99 (s, 3H, CH₃) and 7.51 - 7.62, 8.12 - 8.25 ppm (m, 6H, Ar + ring-H); Anal. Calcd for C₁₇H₁₂N₂O₂S: C 66.22, H 3.92, N 9.08. Found: C 66.05, H 3.81, N 8.95%.

Preparation of pyridothienopyrimidine (9a,b). General procedure:

A mixture of oxazine derivative (8) (3.08 g, 10 mmol) and ammonium acetate (20 mmol) or aniline (10 mmol) in acetic acid (30 mL) was heated under reflux for 3h. The solid product so formed after cooling was collected by filtration and recrystallised from the appropriate solvent.

Preparation of 4,6-dimethyl-2-phenyl-7H-9-thia-1,5,7-triazafluoren-8-one (9a):

The title compound was prepared by the method described above and the product obtained in yield (1.62 g, 52.77%) was purified by recrystallisation from DMF/EtOH as white crystals, m.p. 320°C - 322°C; IR: ν_{\max} at 3290 (NH) and 1644 cm⁻¹ (C=O); ¹H NMR [DMSO]: δ H at 2.56 (s, 3H, CH₃), 3.01 (s, 3H, CH₃), 7.55 - 7.99 (m, 6H, Ar), and 12.8 ppm (br., 1H, exch., NH); Anal. Calcd for C₁₇H₁₃N₃OS: C 66.43, H 4.26, N 13.67. Found: C 66.28, H 4.14, N 13.55%.

Preparation of 4,6-dimethyl-2,7-diphenyl-7H-9-thia-1,5,7-triazafluoren-8-one (9b):

The title compound was prepared by the method described above and the product obtained in yield (1.70 g, 44.39%) was purified by recrystallisation from DMF/dioxan as yellow, m.p. 310°C - 312°C; IR: ν_{\max} at 1729 cm⁻¹ (C=O); ¹H NMR [DMSO]: δ H at 2.27 (s, 3H, CH₃), 3.08 (s, 3H, CH₃) and 7.55 - 8.25 ppm (m, 11H, Ar + ring-H); Anal. Calcd for C₂₃H₁₇N₃OS: C 72.04, H 4.47, N 10.96. Found: C 71.88, H 4.36, N 10.82%.

Preparation of 4-methyl-2-phenyl-7H-9-thia-1,5,7-triazafluoren-8-one (10):

A solution of 3-amino-4-methyl-6-phenylthieno[2,3-b]pyridine-2-carboxylic acid (7) (2.84 g, 10 mmol) in formamide (10 mL) was heated under reflux for 2 h. The reaction mixture was poured on ice cold water and the solid product so formed was filtered off, washed with water several time. The product obtained in yield (1.89 g, 64.51%) was purified by recrystallisation from DMF/EtOH as brown crystals, m.p. >300°C; IR: ν_{\max} at 3225 cm⁻¹ (NH), 1678 (C=O); ¹H NMR [DMSO]: δ H at 2.89 (s, 3H, CH₃), 7.49 - 8.19 (m, 7H, Ar + pyridine-H + pyrimidine-H) and 12.82 ppm (br., 1H, exch., NH); Anal. Calcd for C₁₆H₁₁N₃OS: C 65.51, H 3.78, N 14.32. Found: C 65.35, H 3.66, N 14.19%.

Preparation of 3-amino-4-methyl-6-phenylthieno[2,3-b]pyridine-2-carboxylic acid hydrazide (11):

To a solution of 3-amino-4-methyl-6-phenylthieno[2,3-b]pyridine-2-carboxylic acid (7) (2.84 g, 10 mmol) in ethanol (30 mL), the hydrazine hydrate (20 mmol) was added. The reaction mixture was refluxed for 3 h. The product so formed was collected in yield (2.06 g, 69.13%) and purified by recrystallisation from DMF/dioxan as white crystals, m.p. 298°C - 300°C; IR: ν_{\max} at 3386, 3288 cm⁻¹ (NH₂, NH); ¹H NMR [DMSO]: δ H at 2.80 (s, 3H, CH₃), 6.06 (s, 2H, exch., NH₂) and 7.62 - 8.06 ppm (m, 9H, Ar + NH₂ + NH + ring-H); Anal. Calcd for C₁₅H₁₄N₄OS: C 60.38, H 4.73, N 18.78. Found: C 60.20, H 4.64, N 18.65%.

Preparation of 7-benzoyl-4-methyl-2-phenyl-6-thioxo-6,7-dihydro-5H-9-thia-1,5,7-triazafluoren-8-one (13):

To a solution of 3-amino-4-methyl-6-phenylthieno[2,3-b]pyridine-2-carboxylic acid (7) (2.84 g, 10 mmol) in anhydrous acetone, benzoyl isothiocyanate (10 mmol) (prepared in situ by reaction of ammonium thiocyanate (0.76 g) with benzoyl chloride (1.41 g) in anhydrous acetone under reflux for 10 min.) was added. The reaction mixture was refluxed for 3 h, then poured into cold water. The product obtained in yield (2.75 g, 64.10%) was purified by recrystallisation from ethanol as orange crystals, m.p. 315°C - 317°C; IR: ν_{\max} at 3340 (NH), 1738 (C=O) and 1685 cm⁻¹ (C=O); MS: M⁺ at *m/z* 429; Anal. Calcd for C₂₃H₁₅N₃O₂S₂: C 64.32, H 3.52, N 9.78. Found: C 64.16, H 3.41, N 9.66%.

Reactions of pyridinethione (4.3) with arylidenemalononitrile (14). General procedure:

To a solution of pyridinethione (3) (2.26 g, 10 mmol) in ethanol (30 mL) was added the arylidenemalononitrile (14) (10 mmol) and few drops of triethylamine. The reaction mixture was refluxed for four hours, then

poured into ice-cold water and acidified by HCl. The solid product so formed was collected by filtration, washed with water several times, dried and recrystallised from the proper solvent.

Preparation of 8-amino-6-(4-chlorophenyl)-3-phenyl-1-thioxo-1,2-dihydro-isoquinoline-7-carbonitrile (17a):

The title compound was prepared by the method described above using 2-(4-chlorobenzylidene)malononitrile (14a) (1.88 g, 10 mmol). The product obtained in yield (3.12 g, 80.52%) was purified by recrystallisation from ethanol as red crystals, m.p. 160°C - 162°C; IR: ν_{\max} at 3360, 3305, 3223 (NH₂, NH) and 2208 cm⁻¹ (C≡N); ¹H NMR [DMSO]: δ H at 6.85 (s, 1H, ring-H), 7.35 - 7.75 (m, 12H, Ar + NH₂) and 8.01 ppm (br., 1H, exch., NH); MS: M⁺ at *m/z* 387 and M⁺² at *m/z* 389; Anal. Calcd for C₂₂H₁₄ClN₃S: C 68.12, H 3.64, N 10.83. Found: C 67.96, H 3.51, N 10.77%.

Preparation of 8-amino-3-phenyl-1-thioxo-6-p-tolyl -1,2-dihydro-isoquinoline-7-carbonitrile (17b):

The title compound was prepared by the method described above using 2-(4-methylbenzylidene)malononitrile (14b) (1.68 g, 10 mmol). The product obtained in yield (2.88 g, 78.37%) was purified by recrystallisation from ethanol as red crystals, m.p. 172°C - 174°C; IR: ν_{\max} at 3342, 3324, 3207 (NH₂, NH) and 2208 cm⁻¹ (C≡N); Anal. Calcd for C₂₃H₁₇N₃S: C 75.18, H 4.66, N 11.43. Found: C 75.01, H 4.53, N 11.29%.

Preparation of 8-amino-6-(4-methoxyphenyl)-3-phenyl-1-thioxo-1,2-dihydro-isoquinoline-7-carbonitrile (17c):

The title compound was prepared by the method described above using 2-(4-methoxybenzylidene)malononitrile (14c) (1.84 g, 10 mmol). The product obtained in yield (2.78 g, 72.49%) was purified by recrystallisation from ethanol as red crystals, m.p. 175°C - 177°C; IR: ν_{\max} at 3348, 3329, 3215 (NH₂, NH) and 2206 cm⁻¹ (C≡N); Anal. Calcd for C₂₃H₁₇N₃OS: C 72.04, H 4.47, N 10.96. Found: C 71.88, H 4.34, N 10.81%.

References

- [1] Sircar, I., Gregor, E.K., Anderson, K.R., Haleen, S.J., Shih, Y.H., Weishaar, R.E., Steffen, R.P., Pugsly, T.A. and Taylor, M.D. (1991) Calcium Channel Blocking and Positive Inotropic Activities of Ethyl 5-Cyano-1,4-Dihydro-6-Methyl-2-[(Phenylsulfonyl)Methyl]-4-Aryl-3-Pyridinecarboxylate and Analogs. Synthesis and Structure-Activity Relationships. *Journal of Medicinal Chemistry*, **34**, 2248. <http://dx.doi.org/10.1021/jm00111a047>
- [2] Shraideh, Z. and Salla, A.K. (1997) *Biomedical Letters*, **54**, 233.
- [3] Gilis, P.M., Haemera, A. and Bollaert, W. (1980) *European Journal of Medicinal Chemistry*, **15**, 185.
- [4] Bompard, J., Giral, I., Malicone, G. and Puygrenier, M. (1987) Synthesis and Anti-Bacterial Activities of New 4,7-Dihydro 7-Ethyl 4-Oxo (2,3-b)Thieno Pyridine 5-Carboxylic Acids. *European Journal of Medicinal Chemistry*, **22**, 139-145. [http://dx.doi.org/10.1016/0223-5234\(87\)90009-2](http://dx.doi.org/10.1016/0223-5234(87)90009-2)
- [5] Abdel-Rahman, A.E., Bakhite, E.A. and Al-Taifi, E.A. (2002) *Journal of the Chinese Chemical Society*, **49**, 223.
- [6] Attaby, F.A., Elneairy, M.A.A. and Elsayed, M.S. (1999) Synthesis and Antimicrobial Evaluation of Several New Pyridine, Thienopyridine and Pyridothienopyrazole Derivatives. *Phosphorus, Sulfur and Silicon*, **149**, 49-64. <http://dx.doi.org/10.1080/10426509908037022>
- [7] Eldin, S.M. (1999) *Zeitschrift für Naturforschung*, **45b**, 674.
- [8] Adachi, I. and Hiramatsu, Y. (1991) 4,7-Dihydro-5-Alkoxy carbonyl-6-Methyl-4-(Nitrophenyl)Thieno[2,3-b]Pyridine-2-Carboxylic Acids as Intermediates for Calcium Channel Blockers. *Chemical Abstracts*, **115**, 71573.
- [9] Hussein, A.M. (1998) *Zeitschrift für Naturforschung*, **53b**, 1.
- [10] Hussein, A.M., Shrief, S.M. and Atalla, A.A. (1996) A New Synthesis for 1,2,4-Triazolo[1,5-a]-Pyridines and 1,2,4-Triazolo[1,5-a]Isoquinolines. *Monatshefte für Chemie*, **127**, 1153-1160. <http://dx.doi.org/10.1007/BF00844690>
- [11] Gelbard, G., Lin, J. and Roques, N. (1992) Reductions with NADH Models. 3. The High Reactivity of Hantzsch Amides. *Journal of Organic Chemistry*, **57**, 1789-1793. <http://dx.doi.org/10.1021/jo00032a035>
- [12] Vieweg, H., Leistner, S. and Wagner, G. (1986) *Pharmazie*, **41**, 827.
- [13] Hussein, A.M. (1997) Studies with Polyfunctionally Substituted Heteroaromatics: A Facile Route for the Synthesis of Polyfunctionally Substituted N-Aminopyridines, 1,2,4-Triazolo[1,5-a]Pyridines and Isoquinolines. *Heteroatom Chemistry*, **8**, 1. [http://dx.doi.org/10.1002/\(SICI\)1098-1071\(1997\)8:1<1::AID-HC1>3.0.CO;2-J](http://dx.doi.org/10.1002/(SICI)1098-1071(1997)8:1<1::AID-HC1>3.0.CO;2-J)

Scientific Research Publishing (SCIRP) is one of the largest Open Access journal publishers. It is currently publishing more than 200 open access, online, peer-reviewed journals covering a wide range of academic disciplines. SCIRP serves the worldwide academic communities and contributes to the progress and application of science with its publication.

Other selected journals from SCIRP are listed as below. Submit your manuscript to us via either submit@scirp.org or [Online Submission Portal](#).

