

An Explicit Solution for a Portfolio Selection Problem with Stochastic Volatility

Albert N. Sandjo¹, Fabrice Colin¹, Salissou Moutari²

¹Department of Mathematics & Computer Science, Laurentian University, Sudbury, Canada

²School of Mathematics and Physics, Queen's University Belfast, Belfast, UK

Email: anana_sandjo@laurentia.ca, fcolin@cs.laurentia.ca, s.moutari@qub.ac.uk

How to cite this paper: Sandjo, A.N., Colin, F. and Moutari, S. (2017) An Explicit Solution for a Portfolio Selection Problem with Stochastic Volatility. *Journal of Mathematical Finance*, 7, 199-218.
<https://doi.org/10.4236/jmf.2017.71011>

Received: January 13, 2017

Accepted: February 25, 2017

Published: February 28, 2017

Copyright © 2017 by authors and Scientific Research Publishing Inc.

This work is licensed under the Creative Commons Attribution International License (CC BY 4.0).

<http://creativecommons.org/licenses/by/4.0/>



Open Access

Abstract

In this paper, we revisit the optimal consumption and portfolio selection problem for an investor who has access to a risk-free asset (e.g. bank account) with constant return and a risky asset (e.g. stocks) with constant expected return and stochastic volatility. The main contribution of this study is twofold. Our first objective is to provide an explicit solution for dynamic portfolio choice problems, when the volatility of the risky asset returns is driven by the Ornstein-Uhlenbeck process, for an investor with a constant relative risk aversion (CRRA). The second objective is to carry out some numerical experiments using the derived solution in order to analyze the sensitivity of the optimal weight and consumption with respect to some parameters of the model, including the expected return on risky asset, the aversion risk of the investor, the mean-reverting speed, the long-term mean of the process and the diffusion coefficient of the stochastic factor of the standard Brownian motion.

Keywords

Portfolio Selection, Stochastic Volatility, Explicit Solution, Ornstein-Uhlenbeck Model, Dynamic Programming Principle

1. Introduction

Portfolio selection is a classical problem in mathematical finance, where the main objective is to seek the best proportion of wealth to invest in risky assets in order to benefit from market opportunities. The derivation of an optimal portfolio poses a considerable challenge for market participants because they operate in an uncertain environment. The pioneer work of Markowitz [1] [2], who first introduced the so-called mean-variance (MV) model, formulated the portfolio selection problem as an optimization problem, which consists of minimizing the variance (measure of investor's risk) of the terminal wealth for a desired level of

expected return. Michaud [3] found that the MV-optimized portfolios are quite unintuitive and difficult for practitioners to implement. Moreover, in a realistic setting, the Markowitz model doesn't take in account the consumption of the investor.

Another line of research in portfolio optimization is based on the Utility Theory and Expected Utility Maximization, where the preferences of an investor are described by a utility function. In this setting, the objective of the investor is to maximize the expected value of a utility function of the terminal wealth. The combined continuous-time problem of optimal portfolio selection and consumption rules was first studied by Merton [4] [5], who established the framework for dynamic portfolio choice under environmental uncertainty. Using Dynamic Programming, Merton's framework leads to a nonlinear partial differential equation (PDE), which is a general and rather complex problem, depending on the process governing the volatility; this aspect makes it difficult to find the optimal weights for the portfolio as well as the corresponding optimal consumption. Merton [4] explicitly solved the PDE under a constant volatility of the risk asset.

Recently, there has been a growth of interest in portfolio optimization problems under stochastic volatility. In [6], the authors analyzed the optimal consumption and portfolio selection problem, respectively, where the stochastic volatility is correlated with the diffusion process of the risky asset, whereas Goll and Kallsen [7] derived explicit solutions for log-optimal portfolios in complete markets in using semi-martingale characteristics of the price process. In [8], the authors established some existence and uniqueness results for the optimal investment problem, for an arbitrage-free model. Chacko and Viceira [9] obtained an exact solution in incomplete markets, when the volatility process is driven by CIR (Cox, Ingersoll and Ross) model [10]. Bae *et al.* [11] introduced a stock market model with time-varying volatilities coupled with each other via a regime switching mechanism and a constant interaction weighting. A problem similar to the one posed by Merton was analyzed by Brennan and Xia [12] [13] [14] and Wachter [15] as well as some of the references therein. In [16], Liu established an explicit solution to a dynamic portfolio selection problem, when the returns of the risky asset are driven by a "quadratic process", which is a Markovian diffusion process and where the investor has a constant relative risk aversion (CRRA) utility function. In [17], Coulon attempted to numerically solve the Merton model using an iterative process based a finite difference scheme. However, the author acknowledged that the convergence conditions have been investigated, and the proposed algorithm required some fine-tuning of the time discretization to converge.

In this study, we reexamine the optimal consumption and portfolio selection problem for an investor who has access to a risk-free asset, e.g. bank account, with constant return and a risky asset, e.g. stocks, with constant expected return and stochastic volatility. The main contribution of the research work in this paper is twofold. First we establish an explicit solution for dynamic portfolio

choice problems, when the volatility of asset returns is driven by the Ornstein-Uhlenbeck process, for an investor with CRRA. Afterwards, we carry out some sensitivity analysis of the optimal weight and consumption with respect to various parameters of the model, including the expected return on risky asset, the aversion risk of the investors, the mean-reverting speed, the long-term mean of the process and the diffusion coefficient of the stochastic factor of Brownian motion. For the derivation of the explicit solution, unlike in [16], here we provide an alternative to the tensor theory approach, thus making results more accessible to practitioners. The approach proposed in this study, provides a rigorous, relatively complete and self-contained treatment of the nonlinear PDE, as well as numerical simulations.

The outline of this paper is as follows. Section 2 presents the derivation of an explicit solution for stock portfolio problem when the stock return volatility is described by the Ornstein-Uhlenbeck model. We derive a closed-form solution for optimal portfolio selection and consumption problems for the investor with CRRA utility. Section 3 is dedicated to some sensitivity analysis of the optimal weight and consumption with respect to various parameters of the model. The effects of the financial parameters have been analyzed and economic interpretations of the optimal portfolio selection and consumption are given. The last section summarizes our findings and hints on possible improvements and future directions.

2. Consumption and Portfolio Decision

2.1. Model Formulation

In our formulation, a portfolio consists of a risk-free asset (e.g. bank account) and a risky asset (e.g. stock) whose price are driven by geometric Brownian motion.

The risk-free asset is described by

$$dS_0(t) = rS_0(t)dt, \quad (1)$$

where $S_0(t)$ denotes the price of one unit of the risk-free asset at time t and r is the instantaneous rate of return from the risk-free asset, and it is assumed to be constant.

The dynamics of the risky asset is driven by the following equation:

$$dS_1(t) = \mu S_1(t)dt + V(t)S_1(t)dB(t), \quad (2)$$

where $S_1(t)$ denotes the price of one share of the risky asset at time t and $dB(t)$ is the increment of a Brownian a standard motion. In Equation (2), μ is the expected return of the risky asset and $V(t)$ denotes the instantaneous variance of the risky asset's return process. The expected excess return of the risky asset versus the risk-free asset, $\mu - r$, is constant over time.

The log-volatility $\ln(V(t))$ follows an Ornstein-Uhlenbeck process

$$d(\ln V(t)) = \kappa(\delta - \ln V(t))dt + \sigma dB_v(t), \quad (3)$$

where $\delta \in \mathbb{R}$, $\kappa > 0$, $\sigma > 0$, and $dB_v(t)$ is the increment of a standard Brow-

nian motion. The parameter δ represents a long-term mean of the process, whereas κ is a value of mean-reverting speed, and σ corresponds to the diffusion coefficient of the stochastic factor $dB(t)$. The logarithms of $V(t)$ were taken in order to avoid negative values of the instantaneous variance of the risky asset.

By applying Itô's Lemma to Equation (3), while setting $f(X(t)) = e^{X(t)}$ with $X(t) = \ln V(t)$, the proportional changes in the volatility of the Ornstein-Uhlenbeck process writes as follows:

$$\frac{dV(t)}{V(t)} = \left[\kappa(\delta - \ln V(t)) + \frac{\sigma^2}{2} \right] dt + \sigma dB_v(t). \tag{4}$$

Following Chacko and Viceira [9], it is assumed that the shocks to precision, dB_v , are negatively correlated with the shocks, dB , to the return on risky asset, *i.e.* $\rho < 0$. From Equation (4), we can deduce that the instantaneous correlation between proportional changes in variance and the return of the risky asset return is given by

$$\mathbb{E}[dB(t)dB_v(t)] = \rho dt. \tag{5}$$

Applying again Itô's Lemma to Equation (3), by taking $f(X(t), t) = X(t)e^{\kappa t}$ with $X(t) = \ln V(t)$, and using the identity

$$\mathbb{E}[e^{aX}] = e^{\{a\mu_X + a^2\sigma_X^2/2\}},$$

where $X \sim \mathcal{N}(\mu_X, \sigma_X^2)$ and $a \in \mathbb{R}$, it follows that

$$\mathbb{E}[V(t)] = \exp \left\{ \delta + e^{-\kappa t} (\ln V(0) - \delta) + \frac{\sigma^2(1 - e^{-2\kappa t})}{4\kappa} \right\}, \tag{6}$$

and

$$\begin{aligned} & \text{Var}[V(t)] \\ &= \left(\exp \left\{ \frac{\sigma^2(1 - e^{-2\kappa t})}{2\kappa} \right\} - 1 \right) \exp \left\{ 2 \left(\delta + e^{-\kappa t} (\ln V(0) - \delta) \right) + \frac{\sigma^2(1 - e^{-2\kappa t})}{2\kappa} \right\}. \end{aligned} \tag{7}$$

The investor starts off with an initial endowment $S_0(0) = x$, $S_1(0) = y$. Let us now assume that there are no transaction costs and no constraints on the structure of the portfolio. In particular, any investor in this market may instantaneously transfer funds from one account to the other and at no costs. Moreover, the investor may hold short positions of any size in both accounts. In this case, we can reparametrize the problem by introducing new variables, namely the total wealth, $W(t) = S_0(t) + S_1(t)$, and the fraction of total wealth held in stock at time t , $w(t) = \frac{S_1(t)}{W(t)}$.

The investor consumes the amount in the bank account at rate $c(t)$. Furthermore, all incomes are derived from capital gains, and the consumption is subject to the constraint that the investor must be solvent *i.e.* must have non-negative net worth at all time. Under these assumptions, the market is complete,

as defined in the economics literature, e.g. [18], and the investor's wealth, $W(t)$, at time t changes according to the following stochastic differential equation:

$$dW(t) = W(t) \left[(1-w(t)) \frac{dS_0(t)}{S_0(t)} + w(t) \frac{dS_1(t)}{S_1(t)} \right] - c(t) dt.$$

Then, with initial wealth, $W(0) = W_0$, the state equation is given by

$$\begin{cases} dW(t) = [(\mu - r)w(t)W(t) + rW(t) - c(t)]dt + w(t)W(t)V(t)dB(t), \\ W(0) = W_0 = x + y. \end{cases} \quad (8)$$

The investor's objective is to maximize the net expected utility of consumption plus the expected utility of terminal wealth. In this study, we use a power-law utility function, which belongs to the CRRA class. The problem of optimal portfolio selection and consumption rules is then formulated as follows:

$$\max_{c(t), w(t)} \mathbb{E} \left[\int_0^T \alpha e^{-\lambda t} U(c(t)) dt + (1-\alpha)G(W(T), T) \right], \quad (9)$$

subject to the budget constraint (8) and $W(t) \geq 0$ for all t , where T is the date of death, $W(T)$ is the value, at time T , of a trading strategy that finances the consumption, $\{c(t)\}_{0 \leq t \leq T}$, over the period $[0, T]$, and $G(W(T), T)$ is a specified bequest valuation function usually assumed to be concave in $W(T)$. Note that the term \mathbb{E} in (9), short for \mathbb{E}_0 , is the conditional expectation operator, given that $W(0) = W_0 > 0$ is known. The utility function U is defined by

$$U(c) = \frac{c^\gamma}{\gamma} \text{ with } \gamma < 1 \text{ and } \gamma \neq 0. \quad (10)$$

The parameter γ , in Equation (9) is the risk aversion coefficient, which is equivalent to the inverse of the elasticity of intertemporal substitution, whereas α and λ in Equation (9) respectively denote the relative importance of the intermediate consumption and the subjective discount factor. When $\alpha = 0$, the expected utility depends solely on the terminal wealth, and the problem is then called an *asset allocation problem*.

2.2. Dynamic Optimization Problem

In this section, we derive expressions for optimal policies. We apply the dynamic programming principle of optimality by rewriting (9) into a dynamic programming form. For this aim, we define the indirect utility function, $J(t, W, V)$, as follows:

$$J(t, W, V) := \max_{c(t), w(t)} \mathbb{E}_t \left[\int_t^T \alpha e^{-\lambda s} U(c(s)) ds + (1-\alpha)G(T, W(T)) \right], \quad (11)$$

where $W(t) = W$ and $V(t) = V$.

Following Merton [4] [5], we derive the Hamilton-Jacobi-Bellman (HJB) equation for J :

$$0 = \max_{c(t), w(t)} \left\{ \alpha e^{-\lambda t} U(c(t)) + \mathcal{L}[J(t, W, V)] \right\}, \quad (12)$$

where the differential operator $\mathcal{L}[J]$ is defined by

$$\begin{aligned} \mathcal{L}[J(t,W,V)] := & \frac{\partial J(t,W,V)}{\partial t} + \frac{\partial J(t,W,V)}{\partial W} [w(t)(\mu-r)W + rW - c(t)] \\ & + \frac{1}{2} \frac{\partial^2 J(t,W,V)}{\partial W^2} \cdot w^2(t)W^2V^2 + V \left(\kappa(\delta - \ln V) + \frac{\sigma^2}{2} \right) \frac{\partial J(t,W,V)}{\partial V} \\ & + \frac{\sigma^2}{2} V^2 \frac{\partial^2 J(t,W,V)}{\partial V^2} + \rho\sigma w(t)WV^2 \frac{\partial^2 J(t,W,V)}{\partial V \partial W}, \end{aligned} \tag{13}$$

with boundary condition:

$$J(T,W,V) := (1-\alpha)G(T,W(T)) \text{ with } G(T,W(T)) = e^{-\lambda T} \frac{W(T)^\gamma}{\gamma}. \tag{14}$$

Taking as trial solution

$$J(t,W,V) := \alpha e^{-\lambda t} \cdot [K(t,V)]^{1-\gamma} \cdot \frac{W^\gamma}{\gamma}, \tag{15}$$

where the function $K(t,V)$ needs to be found, we can see that $J(W,V,t)$ must satisfy the following partial differential equation:

$$K_t + \Xi K + \Theta K_V - \Gamma \frac{K_V^2}{K} + \Sigma K_{VV} + 1 = 0, \tag{16}$$

where

$$\begin{aligned} \Xi := \Xi(V) &= \frac{\gamma}{1-\gamma} \cdot \left[r - \frac{\lambda}{\gamma} + \frac{(\mu-r)^2}{2(1-\gamma)V^2} \right], \quad \Gamma := \Gamma(V) = \gamma(1-\rho^2) \frac{\sigma^2 V^2}{2}, \\ \Theta := \Theta(V) &= \frac{\gamma\rho\sigma(\mu-r)}{1-\gamma} + \left[\kappa(\delta - \ln V) + \frac{\sigma^2}{2} \right] V, \quad \Sigma := \Sigma(V) = \frac{\sigma^2 V^2}{2}. \end{aligned} \tag{17}$$

with boundary condition $K(T,V) = \left(\frac{1-\alpha}{\alpha}\right)^{\frac{1}{1-\gamma}}$ if $\alpha \neq 0$, and where the function $K(t,V)$ satisfies

$$K_t + \Xi K + \Theta K_V - \Gamma \frac{K_V^2}{K} + \Sigma K_{VV} = 0, \tag{18}$$

with boundary condition $K(T,V) = 1$ whenever $\alpha = 0$.

2.3. Exact Solution of Portfolio and Consumption Rules

In the sequel, we present our main results on an explicit solution for the optimal portfolio. The details on the derivation and the proof of the results can be found in the appendix.

It is worth mentioning that Liu [16] established a framework for a general solution of the optimal portfolio. However, in order to achieve this, some restrictions have been imposed on the dynamics of the state variables, including the assumption that these variables must follow a “quadratic process” as well as the application of the solution to the Heston’s model [19]. Furthermore, although Liu’s solution is in an explicit form, the abstraction of the results obtained using the tensor calculus does not seem easily accessible for the non-mathematician. As mentioned earlier, Coulon [17] attempted an iterative process, using a finite

difference scheme to solve the resulting PDE and the author emphasised that the proposed algorithm required some fine-tuning of the discretization parameters to converge.

In order to address the limitations associated with the aforementioned studies, we explicitly solve the Partial Differential Equation (PDE) (16) derived from the Ornstein-Uhlenbeck model. By making an appropriate change of variable, we found that the PDE can be reduced to a much more tractable Riccati Equation (see The Appendix for more details). At a first glance the results in the following propositions may look similar to those in [16]. This doesn't come as surprise since the Ornstein-Uhlenbeck model is a quadratic process. However, the details of the problem and the method of analysis are substantially different.

The results within the following propositions characterize the optimal consumption policy and the optimal portfolio choice.

Proposition 1. *Assume that $\gamma < 1$ and $\gamma \neq 0$. At time t with $0 \leq t \leq T$, the optimal consumption policy c^* is given by*

$$c^*(t) = \frac{W}{K(t, V)} \quad (19)$$

and the optimal portfolio choice w^* is given by

$$w^*(t) = \frac{\mu - r}{(1 - \gamma)V^2} + \rho\sigma \frac{\partial \ln(K(t, V))}{\partial V}, \quad (20)$$

where the function $K(t, V)$ satisfies Equation (16) with the boundary condition $K(T, V) = \left(\frac{1 - \alpha}{\alpha}\right)^{\frac{1}{1 - \gamma}}$, and Ξ , Θ , Γ and Σ are given in (17) if $\alpha \neq 0$ and where the function $K(t, V)$ satisfies Equation (18) with the boundary condition $K(T, V) = 1$ whenever $\alpha = 0$.

Note that Equation (19) and Equation (20) do not represent a complete solution to the model until they have been solved for $K(t, V)$.

The first term, $\frac{\mu - r}{(1 - \gamma)V^2}$, in the expression of $w^*(t)$ in (20), represents weight in the mean-variance efficient portfolio. It is also called the myopic demand because this is the portfolio weight for an investor who has only a single period objective or a very short investment horizon. The second term in Equation (20) is the intertemporal hedging demand, which is determined by the covariance $\rho\sigma$ and the indirect utility function J . The term $\rho\sigma$ selects the portfolios that have the maximum correlation with the state variable V . The factor $\frac{\partial \ln(K(t, V))}{\partial V} = \frac{K_V}{K}$ measures the sensitivity of the indirect utility function to the opportunity set and summarizes the investor's attitude toward changes in the state variable V .

For the optimal portfolio selection, as well as for an asset allocation problem *i.e.* $\alpha = 0$ (no intermediate consumption), we explicitly solve the PDE (16). The following proposition characterizes the consumption policy and the optimal

weight for the risky asset. The proof of the results is given in the appendix.

Proposition 2. Assume that $\gamma < 1$ and $\gamma \neq 0$ and let $\Delta = \Theta^2 + 4\Xi(\Sigma - \Gamma)$.

The optimal consumption policy c^* is given by

$$c^*(t) = We^{-d(t)-g(t)} \tag{21}$$

and the optimal portfolio choice $w^*(t)$ is given by

$$w^*(t) = \frac{\mu - r}{(1 - \gamma)V^2} + \rho\sigma d(t) \tag{22}$$

with

$$d(t) = \begin{cases} \frac{2}{\sigma^2 V [1 - \gamma(1 - \rho^2)]} \cdot \frac{\zeta_2 e^{(t-T)(\zeta_1 - \zeta_2)} + \zeta_2}{1 - \frac{\zeta_2}{\zeta_1} e^{(t-T)(\zeta_1 - \zeta_2)}} & \text{if } \Delta > 0, \\ \frac{\Theta}{\sigma^2 V^2 [1 - \gamma(1 - \rho^2)]} \cdot \frac{t - T}{t - T + \frac{2V}{\Theta}} & \text{if } \Delta = 0, \\ \frac{2}{\sigma^2 V [1 - \gamma(1 - \rho^2)]} \cdot \frac{(\omega^2 + \vartheta^2) \sin(\omega(t - T))}{\vartheta \sin(\omega(t - T)) - \omega \cos(\omega(t - T))} & \text{if } \Delta < 0, \end{cases} \tag{23}$$

where

$$\begin{cases} \zeta_{1,2} = \frac{-\Theta \pm \sqrt{\Delta}}{2V}, & \text{if } \Delta > 0, \\ \vartheta = -\frac{\Theta}{2V} \text{ and } \omega = \frac{\sqrt{-\Delta}}{2V} & \text{if } \Delta < 0. \end{cases}$$

and the domain of $d(t)$ when $\Delta < 0$ is such that $\tan(\omega(t - T)) \neq \frac{\omega}{\vartheta}$ for every $t \in [0, T]$, and

$$g(t) = \ln \left(\int_t^T e^{-d(s)V} ds + \left(\frac{1 - \alpha}{\alpha} \right)^{\frac{1}{1 - \gamma}} \right).$$

Finally, in the case $\alpha = 0$, we have $g(t) = 0$.

In [17], the author found the following result in the case of a stochastic volatility, using a similar utility function.

Proposition 3 ([17]). The optimal management is given by

$$\begin{cases} c^*(W, V, t) = \frac{W}{F(V, t)} \\ w^* = \frac{\mu - r}{(1 - \gamma)V^2} + \rho\sigma \frac{F_V(V, t)}{F(V, t)} \end{cases}$$

where $F(V, t)$ is a solution for the following nonlinear partial differential equation

$$F_t + \Xi F + \Theta F_V - \Gamma \frac{F_V^2}{F} + \Sigma F_{VV} + 1 = 0 \tag{24}$$

with the boundary condition $F(V, T) = 1$, for all V .

As we have mentioned earlier, without analytical solutions available, Coulon [17] had to rely on numerical approximations that necessitated a fine tuning of the discretization time. By providing explicit analytical solutions to the problem, we fill this gap.

Corollary 1. *Reusing notations from Propositions 2 and 3, the optimal portfolio choice w^* is given by Equation (22) while the optimal consumption policy c^* is given by Equation (21).*

Proof. Use Proposition 2 with $\alpha = \frac{1}{2}$. \square

3. Numerical Experiments and Economic Interpretations

In this section we carry out some numerical experiments on the model and analyze the qualitative changes in the solution with respect to shifts in the financial parameters. From Equation (22) and Equation (21), the optimal weight and the optimal consumption, respectively, are not always bounded. However for practical purposes, the quantities need to be bounded. Therefore, in order to highlight the practical features of the model, we consider the following set-up for the numerical experiments, which corresponds to the case without short-selling *i.e.*

$$c^*(t) = \min\left(1, \max\left(We^{-d(t)-g(t)}, 0\right)\right); \quad (25)$$

and

$$w^*(t) = \min\left(1, \max\left(\frac{\mu - r}{(1 - \gamma)V^2} + \rho\sigma d(t)\right)\right), \quad (26)$$

where $d(t)$ and $g(t)$ can be found in Proposition 2.

3.1. Sensitivity of the Optimal Weight and Consumption with Respect to the Expected Return on the Risky Asset

It can be observed that the higher the return of the risky asset, the greater the proportion invested in the risky asset depending on investor risk tolerance. But when the return on the risky asset is smaller than the risk free rate, it is wise to borrow and invest at the risk-free rate, see **Figure 1(a)** and **Figure 1(b)**. The yields of the risky asset exert a significant impact on investors. The so-called *risk-return trade-off* is validated, that is the principle that potential return increases as the risk increases. In other words, low levels of uncertainty (low-risk) are associated with low potential returns, whereas high levels of uncertainty (high-risk) are associated with high potential returns. We also observe that higher expected return in the risky asset is likely to lead the consumer to increase current consumption and reduce current savings, see **Figure 1(c)** and **Figure 1(d)**.

3.2. Sensitivity of the Optimal Weight and Consumption with Respect to the Return of Risk-Free Asset

The ups and downs in the return of risk-free asset are an important source of

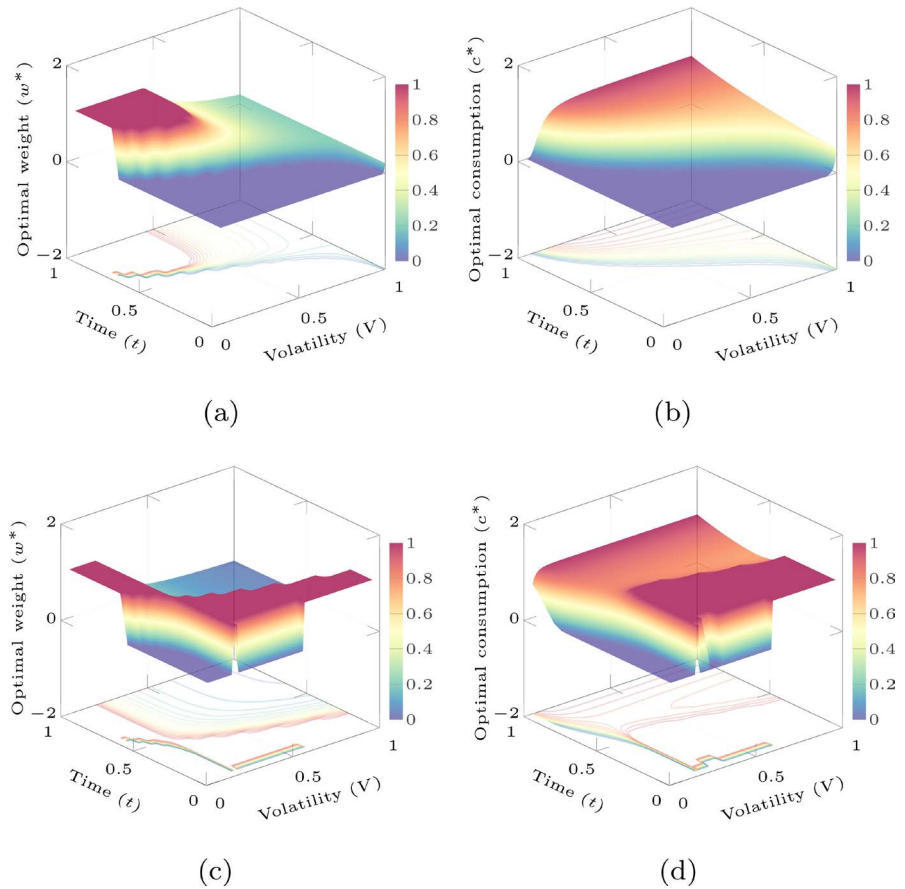


Figure 1. Impact the expected return of the risky asset, μ , on the optimal weight (w^*) and the optimal consumption (c^*): (a) and (b): $\mu = 15$; (c) and (d): $\mu = 7$. The other parameters of the model are set as follows: $r = 5\%$, $\kappa = 2$, $\rho = -0.25$, $\sigma = 1$, $\lambda = 3\%$, $\gamma = 0.5$, $\delta = 5$.

changes in consumption and saving decision of an individual. An increase in the interest rate tends to increase saving and to significantly reduce consumption, see **Figure 2**. The consumer can achieve any future savings target with a smaller amount of current savings.

3.3. Sensitivity of the Optimal Weight and Consumption with Respect to the Other Parameters of the Model

In this section, we investigate the impact of the other parameters of the model on the optimal weight and consumption.

3.3.1. Impact of the Mean-Reverting Speed κ

We observed that the greater the speed of mean reversion in volatility, the greater the proportion invested in the risky asset for an investor with some risk tolerance. This proportion is very high at beginning of the period, see **Figure 3(a)** and **Figure 3(c)**. At the same time the investor reduces current consumption, see **Figure 3(b)** and **Figure 3(d)**. It can also be observed that a lower value of the mean reversion parameter severely limits the opportunities to invest in the risky asset.

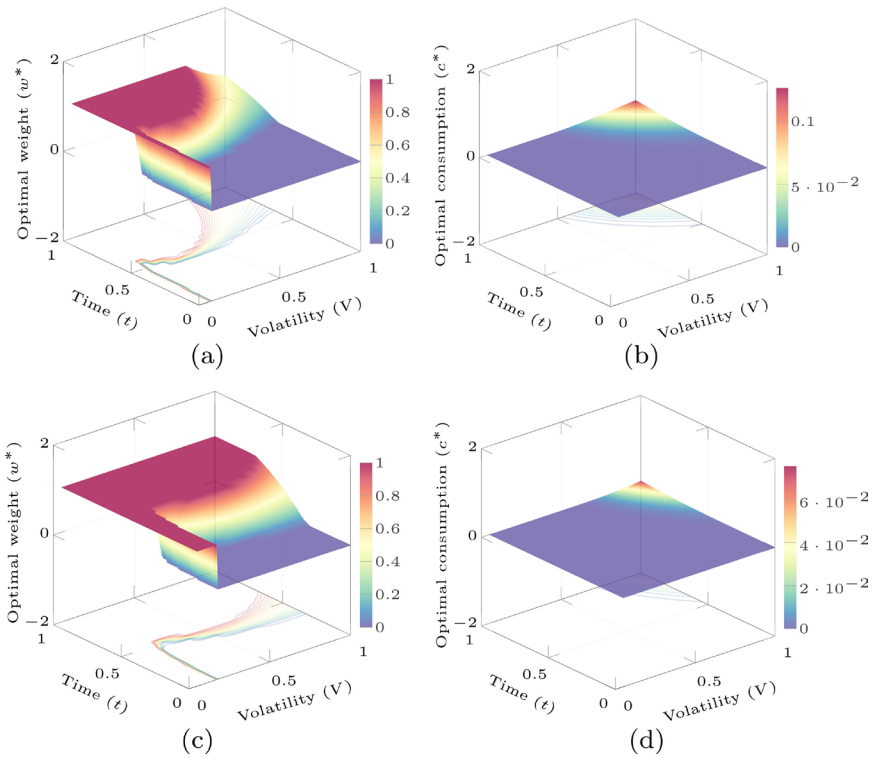


Figure 2. Impact the parameter r on the optimal weight (w^*) and the optimal consumption (c^*): (a) and (b): $r = 10\%$; (c) and (d): $r = 5\%$. The other parameters of the model are fixed as follows: $\mu = 15\%$, $\kappa = 0.5$, $\rho = -0.25$, $\sigma = 1$, $\lambda = 3\%$, $\gamma = 0.95$, $\delta = 5$.

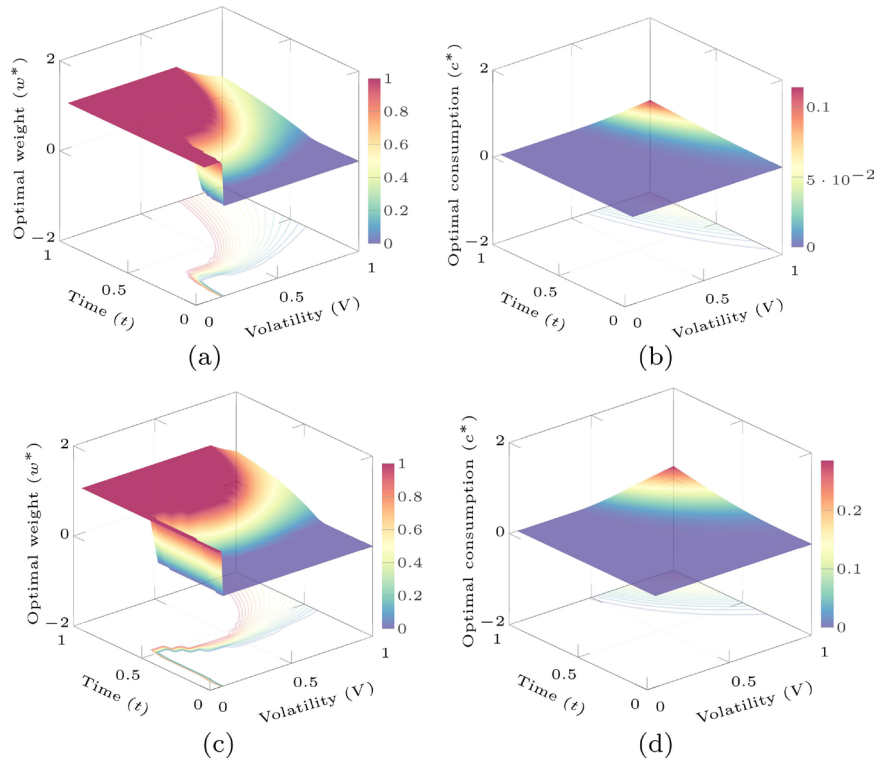


Figure 3. Impact the parameter κ on the optimal weight (w^*) and the optimal consumption (c^*): (a) and (b): $\kappa = 0.25$; (c) and (d): $\kappa = 0.5$. The other parameters of the model are set as follows: $\mu = 15\%$, $r = 10\%$, $\rho = -0.25$, $\sigma = 1$, $\lambda = 3\%$, $\gamma = 0.95$, $\delta = 5$.

3.3.2. Impact of the Diffusion Coefficient of the Stochastic Factor σ

The diffusion coefficient has noticeable effects on the investor. The greater the diffusion coefficient, the greater the proportion invested in the risky asset for an investor with some risk tolerance, see **Figure 4(a)** and **Figure 4(c)**. By contrast, when the volatility is high, a high risk-avertter investor will always choose to increase the present consumption, see **Figure 4(b)** and **Figure 4(d)**.

3.3.3. Impact of the Risk Aversion Coefficient γ

A high risk-avertter investor will reduce his/her present consumption if the expected return in the risky asset is high and will invest even more in that asset, see **Figure 5(a)** and **Figure 5(b)**. Similarly, a low risk-avertter investor will change his/her consumption as the return in the risk-free asset decreases and will also invest more in the risky asset. For a certain degree of relative richness, the investor will give up some present consumption to attain an expected higher return in investment, see **Figure 5(c)** and **Figure 5(d)**.

3.3.4. Impact of the Correlation Coefficient ρ in the Portfolio

The correlation between the risky assets and the volatility of an individual asset can change and is often negative [9]. An investor may wish to periodically re-

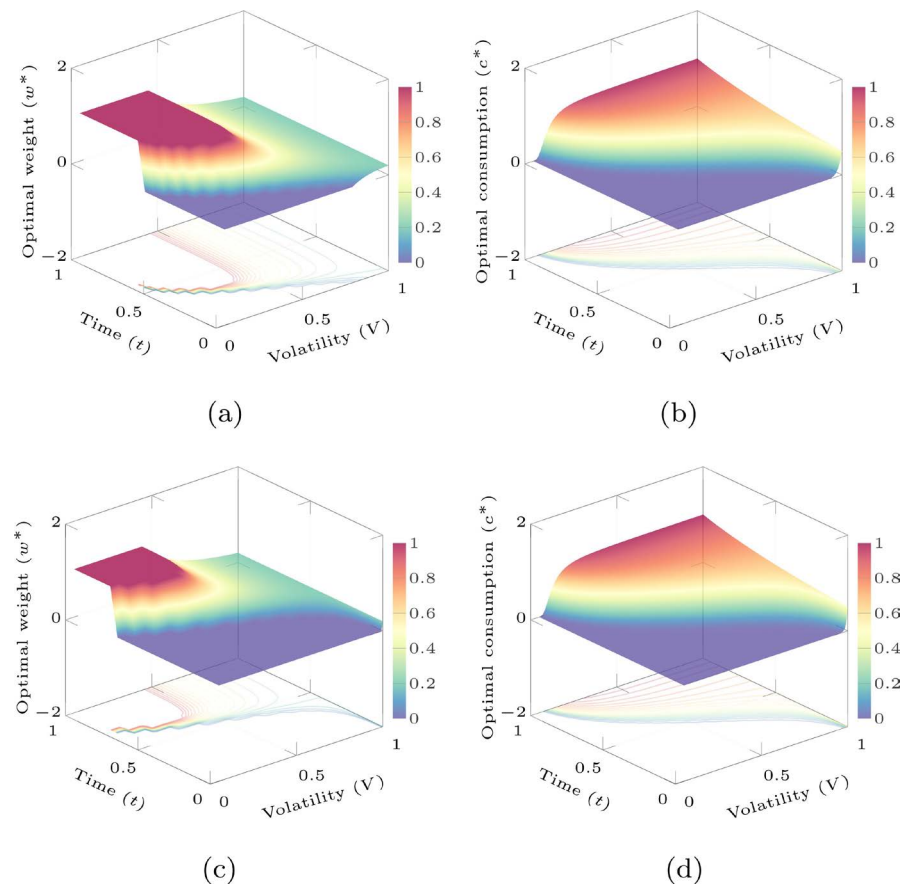


Figure 4. Impact the parameter σ on the optimal weight (w^*) and the optimal consumption (c^*): (a) and (b): $\sigma = 0.05$; (c) and (d): $\sigma = 1.5$. The other parameters of the model are set as follows: $\mu = 15\%$, $r = 5\%$, $\kappa = 2$, $\rho = -0.25$, $\lambda = 3\%$, $\gamma = 0.5$, $\delta = 5$.

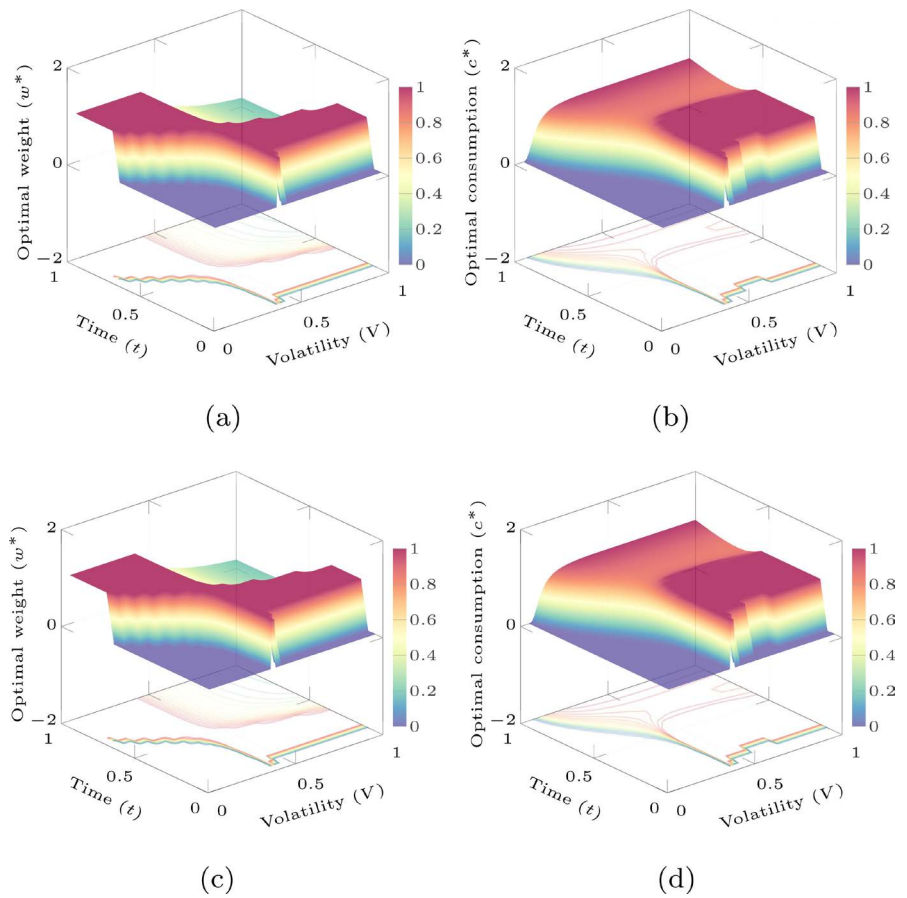


Figure 5. Impact the parameter γ on the optimal weight (w^*) and the optimal consumption (c^*): (a) and (b): $\gamma = -0.5$; (c) and (d): $\gamma = 0.5$. The other parameters of the model are set as follows: $\mu = 10\%$, $r = 1\%$, $\kappa = 2$, $\rho = -0.25$, $\sigma = 1$, $\lambda = 3\%$, $\delta = 5$.

balance his/her portfolio to maintain his/her risk exposure and obtain the optimal level of return on the risky asset. It is observed that the strong negative correlation has a noticeable effect on investment and consumption. In fact, the higher the correlation, the higher the consumption and at the same time, short positions are taken in order to increase investments, see [Figure 6](#).

4. Concluding Remarks

In this study we derive an explicit solution of a model for optimal portfolio selection under stochastic volatility. Our main result is a characterization of optimal portfolio weights and consumption. The major technical difficulties come from the nonlinearity of the model due to the market parameters and constraints. These difficulties have been overcome using a specific exponential form of the trial solution: a natural theoretical approach is to transform the resulting PDE into a more tractable one, namely a Riccati equation. After a complete PDE characterization of the value function, we carried out some numerical experiments on the model to draw economic interpretations.

Furthermore, we also analyzed the dynamics of the desired consumption, namely its response to various factors, such as interest rates, mean reverting

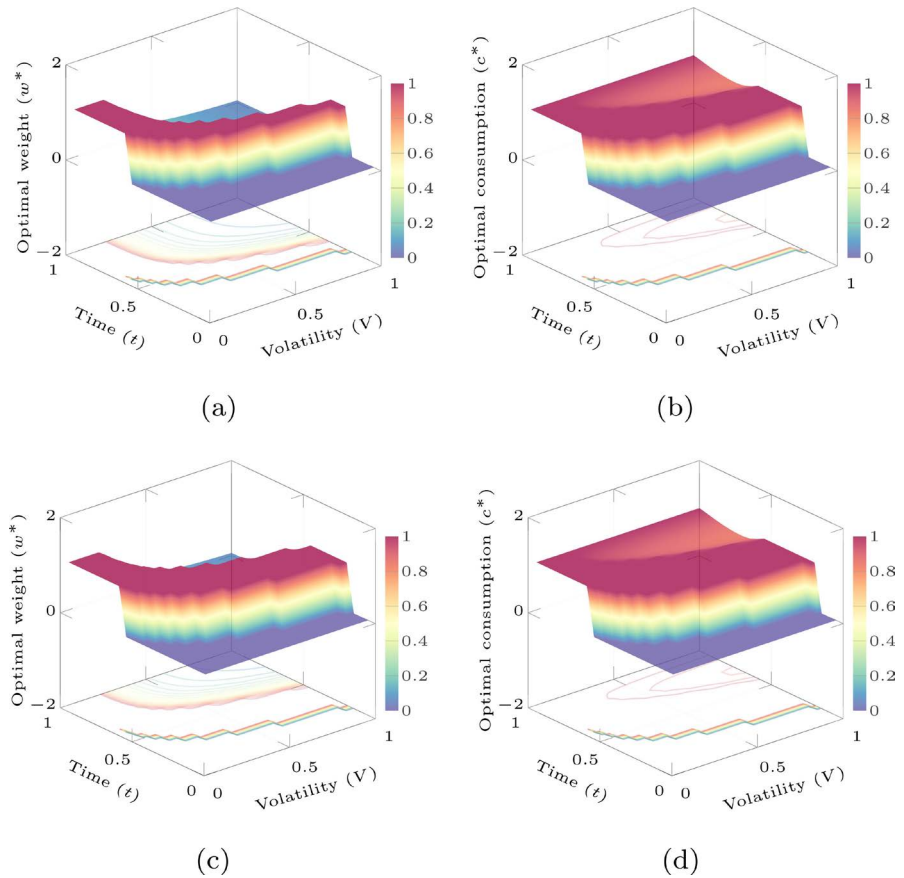


Figure 6. Impact the parameter ρ on the optimal weight (w^*) and the optimal consumption (c^*). (a) and (b): $\rho = -0.25$; (c) and (d): $\rho = -0.95$. The other parameters of the model are set as follows: $\mu = 15\%$, $r = 5\%$, $\kappa = 2$, $\sigma = 1$, $\lambda = 3\%$, $\gamma = -0.99$, $\delta = 5$.

speed, correlation coefficient by examining the consumption decisions of individuals. An important result is the confirmation of the separation theorem proved by Fisher [20] stating that, the portfolio-selection decision is independent of the consumption decision and the consumption decision is independent of the financial parameters and only depends upon the level of wealth.

Since the proposed model offers a framework, which is numerically tractable, future work will consider the incorporation of accurate estimate of the model parameters. In particular, risky assets such as stocks depend on parameters that have to be estimated from data. These will provide more specific economic interpretation, depending on the characteristics of the risky assets, enabling to investigate the response of the model not only to predictable events such as dividend policy announcements or macroeconomic data releases, but also the contagion effect in international markets.

References

- [1] Markowitz, H.M. (1952) Portfolio Selection. *Journal of Finance*, 7, 77-91. <https://doi.org/10.1111/j.1540-6261.1952.tb01525.x>
- [2] Markowitz, H.M. (1959) Portfolio Selection. John Wiley and Sons, New York.
- [3] Michaud, R.O. (1989) The Markowitz Optimization Enigma: Is "Optimized" Op-

- timal? *Financial Analysts Journal*, **45**, 31-42. <https://doi.org/10.2469/faj.v45.n1.31>
- [4] Merton, R.C. (1969) Lifetime Portfolio Selection under Uncertainty: The Continuous-Time Case. *The Review of Economics and Statistics*, **51**, 247-257. <https://doi.org/10.2307/1926560>
- [5] Merton, R.C. (1971) Optimum Consumption and Portfolio Rules in a Continuous-Time Model. *Journal of Economics Theory*, **3**, 373-413. [https://doi.org/10.1016/0022-0531\(71\)90038-X](https://doi.org/10.1016/0022-0531(71)90038-X)
- [6] Fleming, W.H. and Hernández-Hernández, D. (2003) An Optimal Consumption Model with Stochastic Volatility. *Finance and Stochastics*, **7**, 245-262. <https://doi.org/10.1007/s007800200083>
- [7] Goll, T. and Kallsen, J. (2003) A Complete Explicit Solution to the Log-Optimal Portfolio Problem. *Annals of Applied Probability*, **13**, 774-799. <https://doi.org/10.1214/aoap/1050689603>
- [8] Kramkov, D. and Schachermayer, W. (1999) The Asymptotic Elasticity of Utility Functions and Optimal Investment in Incomplete Markets. *Annals of Applied Probability*, **9**, 904-950. <https://doi.org/10.1214/aoap/1029962818>
- [9] Chacko, G. and Viceira, L.M. (2005) Dynamic Consumption and Portfolio Choice with Stochastic Volatility in Incomplete Markets. *Review of Financial Studies*, **18**, 1369-1402. <https://doi.org/10.1093/rfs/hhi035>
- [10] Cox, J.C., Ingersoll, J.E. and Ross, S.A. (1985) A Theory of the Term Structure of Interest Rates. *Econometrica*, **53**, 385-407. <https://doi.org/10.2307/1911242>
- [11] Bae, H.O., Ha S.Y., Kim, Y., Lee, S.H. and Lim, H. (2015) A Mathematical Model for Volatility Flocking with a Regime Switching Mechanism in a Stock Market. *Mathematical Models Methods in Applied Science*, **25**, 1299-1335. <https://doi.org/10.1142/S0218202515500335>
- [12] Brennan, M.J. and Xia, Y. (2000) Stochastic Interest Rates and Bond-Stock Mix. *European Finance Review*, **4**, 197-210. <https://doi.org/10.1023/A:1009890514371>
- [13] Brennan, M.J. and Xia, Y. (2001) Assessing Asset Pricing Anomalies. *Review of Financial Studies*, **14**, 905-942. <https://doi.org/10.1093/rfs/14.4.905>
- [14] Brennan, M.J. and Xia, Y. (2002) Dynamic Asset Allocation under Inflation. *Journal of Finance*, **57**, 1201-1238. <https://doi.org/10.1111/1540-6261.00459>
- [15] Wachter, J. (2003) Risk Aversion and Allocation to Long Term Bonds. *Journal of Economic Theory*, **112**, 325-333. [https://doi.org/10.1016/S0022-0531\(03\)00062-0](https://doi.org/10.1016/S0022-0531(03)00062-0)
- [16] Liu, J. (2007) Portfolio Selection in Stochastic Environments. *The Review of Financial Studies*, **20**, 1-39. <https://doi.org/10.1093/rfs/hhl001>
- [17] Coulon, J. (2009) Mémoire longue, volatilité et gestion. de portefeuille. Thèse de Doctorat de l'université Claude Bernard-Lyon 1, 1-276.
- [18] Bielecki, T.R. and Pliska, S.R. (2003) Economic Properties of the Risk Sensitive Criterion for Portfolio Management. *Review of Accounting and Finance*, **2**, 3-17. <https://doi.org/10.1108/eb027004>
- [19] Heston, S.L. (1993) A Closed-Form Solution for Options with Stochastic Volatility with Applications to Bond and Currency Options. *The Review of Financial Studies*, **6**, 327-343. <https://doi.org/10.1093/rfs/6.2.327>
- [20] Fisher, I. (1930) *The Theory of Interest*. Macmillan, London.

Appendix

In the sequel, we provide the details of the proof of Propositions 1 and 2.

Proof of proposition 1. Unlike in [4] [5], the volatility under consideration, in our model, is stochastic. Following Merton’s framework [4] [5], if we define

$$\Psi(w, c; W, V, t) := \alpha e^{-\lambda t} U(c(t)) + \mathcal{L}[J(t, W, V)], \tag{27}$$

then the optimality Equation (12) can be rewritten in the following compact form:

$$\max_{c(t), w(t)} \Psi(w, c; W, V, t) = 0. \tag{28}$$

For the sake of convenience, we respectively denote the derivatives of J with respect to t , W , and V , by

$$\begin{aligned} \frac{\partial J}{\partial t} &= J_t, \quad \frac{\partial J}{\partial W} = J_w, \quad \frac{\partial J}{\partial V} = J_v, \\ \frac{\partial^2 J}{\partial W^2} &= J_{ww}, \quad \frac{\partial^2 J}{\partial V^2} = J_{vv} \quad \text{and} \quad \frac{\partial^2 J}{\partial V \partial W} = J_{vw}. \end{aligned}$$

The first-order conditions for a regular interior extremum $(c^*(t), w^*(t))$ to Equation (28) are

$$\frac{\partial \Psi}{\partial c}(w^*, c^*; W, V, t) = 0 = \alpha e^{-\lambda t} U'(c^*(t)) - J_w, \tag{29}$$

and

$$\frac{\partial \Psi}{\partial w}(w^*, c^*; W, V, t) = 0 = (\mu - r) J_w + w^*(t) W^2 V^2 \cdot J_{ww} + \rho \sigma W V^2 \cdot J_{vw}. \tag{30}$$

From Equation (29) and Equation (30), the resulting decision rules for consumption and portfolio selection, c^* and w^* , are given by

$$c^*(t) = (U')^{-1} \left(\frac{e^{\lambda t}}{\alpha} J_w \right) \tag{31}$$

and

$$w^*(t) = - \frac{\mu - r}{V^2 W} \cdot \frac{J_w}{J_{ww}} - \frac{\rho \sigma}{W} \cdot \frac{J_{vw}}{J_{ww}}. \tag{32}$$

Observe that Equation (31) and Equation (32) need to be solved for $J(t, W, V)$.

Since $(c^*(t), w^*(t))$ is an extremum of $\Psi(w, c; W, V, t)$, substituting the resulting optimal policies, (31) and (32), into (28) yields

$$\begin{aligned} \Psi(w^*, c^*; W, V, t) = 0 &= \alpha e^{-\lambda t} U(c^*(t)) + J_t + (rW - c^*) J_w \\ &- \frac{(\mu - r)^2}{2V^2} \frac{J_w^2}{J_{ww}} - \frac{\rho^2 \sigma^2}{2} V^2 \frac{J_{vw}^2}{J_{ww}} - \rho \sigma (\mu - r) \frac{J_w J_{vw}}{J_{ww}} \\ &+ \frac{\sigma^2}{2} V^2 J_{vv} + V \left(\kappa (\delta - \ln V) + \frac{\sigma^2}{2} \right) J_v. \end{aligned} \tag{33}$$

Throughout this section, we use a power-law utility function that belongs to

the CRRA family, that is $U(c) = \frac{c^\gamma}{\gamma}$ with $\gamma < 1$, $\gamma \neq 0$ and taking as trial solution Equation (15), that is

$$J(t, W, V) := \alpha e^{-\lambda t} \cdot [K(t, V)]^{1-\gamma} \cdot \frac{W^\gamma}{\gamma},$$

where the function $K(t, V)$ needs to be found. Now substituting the conjecture of J into Equation (33), one obtains a necessary condition for $J(t, W, V)$ to be a solution to Equation (28). Indeed, after obvious simplifications, $J(t, W, V)$ must satisfy the partial differential equation Equation (16) where the coefficients are defined in (17).

Taking into account the fact that

$$J(T, W, V) := (1-\alpha)G(T, W(T)) \quad \text{and} \quad G(T, W(T)) = e^{-\lambda T} \frac{W(T)^\gamma}{\gamma}$$

we then have the boundary condition $K(T, V) = \left(\frac{1-\alpha}{\alpha}\right)^{\frac{1}{1-\gamma}}$.

Therefore, the consumption (31) and portfolio selection (32) are given by

$$c^*(t) = \frac{W}{K(t, V)} \quad (34)$$

and

$$w^*(t) = \frac{\mu - r}{(1-\gamma)V^2} + \rho\sigma \frac{\partial \ln(K(t, V))}{\partial V} \quad (35)$$

This completes the proof of Proposition 1. \square

Let us now give the proof of Proposition 2. Beyond the simplification of the problem, the main challenge is about solving the PDE (16).

Proof of Proposition 2. Inspired by Liu's framework [16] who used $K(t, V) = e^{d(t)V}$ as a trial solution, here we chose $K(t, V) = e^{d(t)V + g(t)}$. Then, straightforward calculations show that $d(t)$ and $g(t)$ must satisfy the identity:

$$\left(d'(t)V + \Xi + \Theta d(t) + (\Sigma - \Gamma)d(t)^2\right)K(t, V) + g'(t)K(t, V) + 1 = 0 \quad (36)$$

Therefore, a sufficient condition on $d(t)$ and on $g(t)$ to ensure that $K(t, V)$ is also a solution for Equation (36) is given by

$$d'(t)V + \Xi + \Theta d(t) + (\Sigma - \Gamma)d(t)^2 = 0 \quad (37)$$

and

$$g'(t)K(t, V) + 1 = 0. \quad (38)$$

In addition, the boundary condition $K(T, V) = \left(\frac{1-\alpha}{\alpha}\right)^{\frac{1}{1-\gamma}}$ implies that $d(T) = 0$, since the expression doesn't depend on V . Consequently,

$e^{g(T)} = \left(\frac{1-\alpha}{\alpha}\right)^{\frac{1}{1-\gamma}}$ or $g(T) = \frac{1}{1-\gamma} \ln\left(\frac{1-\alpha}{\alpha}\right)$. Finally, when $\alpha = 0$ the trial

solution becomes $K(t, V) = e^{d(t)V}$ and after substitution in Equation (18), we get

$$\left(d'(t)V + \Xi + \Theta d(t) + (\Sigma - \Gamma)d(t)^2 \right) K(t, V) = 0.$$

In this case, the boundary condition $K(T, V) = 1$ implies $d(T) = 0$.

First step: finding $d(t)$ The Riccati Equation (37) can be rewritten in the form

$$d'(t) = -\frac{\Xi}{V} - \frac{\Theta}{V}d(t) + \frac{\Gamma - \Sigma}{V}d(t)^2. \tag{39}$$

We perform a variable change to transform Equation (39) into a second order ordinary equation. To do this, we consider a new function F defined by

$$d(t) = -\frac{V}{\Gamma - \Sigma} \frac{F'(t)}{F(t)}.$$

Easy algebraic manipulations lead to

$$V^2 F'' + \Theta V F' - \Xi(\Gamma - \Sigma)F = 0. \tag{40}$$

It is actually an easy task to solve Equation (40) since we are now facing a second order linear ordinary differential equation.

The characteristic equation of (40) is given by

$$V^2 \zeta^2 + \Theta V \zeta - \Xi(\Sigma - \Gamma) = 0. \tag{41}$$

We then distinguish three cases according to the sign of the discriminant $D = V^2 [\Theta^2 + 4\Xi(\Sigma - \Gamma)]$, which depends upon the term $\Delta := \Theta^2 + 4\Xi(\Sigma - \Gamma)$.

- **Case:** $\Delta > 0$

In this case the roots of the characteristic Equation (41) are real and distinct,

$$\zeta_1 = \frac{-\Theta - \sqrt{\Delta}}{2V} \text{ et } \zeta_2 = \frac{-\Theta + \sqrt{\Delta}}{2V}.$$

Therefore, the general solution of (40) is given by

$$F(t) = c_1 e^{(t-T)\zeta_1} + c_2 e^{(t-T)\zeta_2}$$

where c_1 and c_2 are real constants and

$$\frac{F'(t)}{F(t)} = \frac{c_1 \zeta_1 e^{(t-T)\zeta_1} + c_2 \zeta_2 e^{(t-T)\zeta_2}}{c_1 e^{(t-T)\zeta_1} + c_2 e^{(t-T)\zeta_2}}.$$

The condition $d(T) = 0$ implies $F'(T) = 0$. Therefore, constants c_1 et c_2 satisfy the following conditions $c_1 \zeta_1 + c_2 \zeta_2 = 0$. That is $c_1 = -\frac{\zeta_2}{\zeta_1} c_2$. Therefore,

$$\frac{F'(t)}{F(t)} = \frac{\zeta_2 e^{(t-T)(\zeta_1 - \zeta_2)} + \zeta_2}{1 - \frac{\zeta_2}{\zeta_1} e^{(t-T)(\zeta_1 - \zeta_2)}}.$$

- **Case:** $\Delta = 0$

In this case $\zeta_1 = \zeta_2$; that is, the roots of the characteristic equation are real

and equal. Let's denote by ζ the common value of ζ_1 and ζ_2 . Then, from (41), we have $\zeta = -\frac{\Theta}{2V}$ and the general solution to (40) is given by

$$F(t) = [c_3(t-T) + c_4] \cdot \exp\left\{\frac{\Theta}{2V}(T-t)\right\}$$

and

$$F'(t) = \left[c_3 - \frac{\Theta}{2V}(c_3(t-T) + c_4)\right] \cdot \exp\left\{\frac{\Theta}{2V}(T-t)\right\}.$$

Thanks to the condition $F'(T) = 0$, the constants c_3 et c_4 satisfy the following conditions

$$c_3 = \frac{\Theta}{2V}c_4 \text{ with } c_4 \neq 0.$$

Hence,

$$\begin{aligned} \frac{F'(t)}{F(t)} &= \frac{c_3 - \frac{\Theta}{2V}(c_3(t-T) + c_4)}{c_3(t-T) + c_4} \\ &= \frac{\frac{\Theta}{2V}c_4 - \frac{\Theta}{2V}\left(\frac{\Theta}{2V}c_4(t-T) + c_4\right)}{\frac{\Theta}{2V}c_4(t-T) + c_4} \\ &= -\frac{\Theta}{2V} \frac{t-T}{t-T + \frac{2V}{\Theta}}. \end{aligned}$$

• **Case:** $\Delta < 0$

It is clear that the inequality $\Theta^2 < -4\Xi(\Sigma - \Gamma)$ can only be satisfied if $\Xi < 0$, since $\Sigma > \Gamma$. This is indeed the case. In fact, due to

$$\underset{<1}{\gamma}(1 - \rho^2) < 1 - \rho^2 < 1, \text{ we have } \Sigma - \Gamma = \frac{\sigma^2 V^2}{2} [1 - \gamma(1 - \rho^2)] > 0.$$

In this case, the roots of the characteristic equation are complex numbers

$$\zeta_{\pm} = \vartheta \pm i\omega \text{ with } i^2 = -1$$

where

$$\vartheta = -\frac{\Theta}{2V} \text{ and } \omega = \frac{\sqrt{-\Delta}}{2V}.$$

The general solution to (40) is then given by

$$F(t) = [c_5 \sin(\omega(t-T)) + c_6 \cos(\omega(t-T))] \cdot \exp\{\vartheta(t-T)\},$$

and the derivative of F is

$$F'(t) = [(c_5\omega + \vartheta c_6) \cos(\omega(t-T)) + (\vartheta c_5 - c_6\omega) \sin(\omega(t-T))] \cdot \exp\{\vartheta(t-T)\},$$

where the constants c_5 et c_6 satisfy the following conditions

$$c_5 = -\frac{\vartheta c_6}{\omega} \text{ with } c_6 \neq 0.$$

It follows that

$$F(t) = c_6 \left[-\frac{g}{\omega} \sin(\omega(t-T)) + \cos(\omega(t-T)) \right] \cdot \exp\{g(t-T)\}$$

and

$$F'(t) = -c_6 \left(\frac{g^2}{\omega} + \omega \right) \sin(\omega(t-T)) \cdot \exp\{g(t-T)\}.$$

Thus

$$\frac{F'(t)}{F(t)} = \frac{(\omega^2 + g^2) \sin(\omega(t-T))}{g \sin(\omega(t-T)) - \omega \cos(\omega(t-T))}$$

with the domain of F such that $\tan(\omega(t-T)) \neq \frac{\omega}{g}$ for $0 \leq t \leq T$.

Second step: finding $g(t)$. Now, Equation (38) leads to

$$e^{g(t)} = -\int_0^t e^{-d(s)V} ds + C_1,$$

where the constant C_1 , which can be found using the boundary condition, is given by

$$C_1 = \left(\frac{1-\alpha}{\alpha} \right)^{\frac{1}{1-\gamma}} + \int_0^T e^{-d(s)V} ds.$$

Finally, the function $g(t)$ can be written in the following integral form:

$$g(t) = \ln \left(\int_t^T e^{-d(s)V} ds + \left(\frac{1-\alpha}{\alpha} \right)^{\frac{1}{1-\gamma}} \right).$$

This completes the proof of Proposition 2. \square



Submit or recommend next manuscript to SCIRP and we will provide best service for you:

Accepting pre-submission inquiries through Email, Facebook, LinkedIn, Twitter, etc.

A wide selection of journals (inclusive of 9 subjects, more than 200 journals)

Providing 24-hour high-quality service

User-friendly online submission system

Fair and swift peer-review system

Efficient typesetting and proofreading procedure

Display of the result of downloads and visits, as well as the number of cited articles

Maximum dissemination of your research work

Submit your manuscript at: <http://papersubmission.scirp.org/>

Or contact jmf@scirp.org