

Effect of soil properties and sample preparation on extractable and soluble Pb and Cd fractions in soils

Jiřina Száková^{1*}, Daniela Mihalová¹, Pavel Tlustoš¹, Ivana Šestáková², Zuzana Frková¹

¹Czech University of Life Sciences Prague, Faculty of Agrobiolgy, Food and Natural Resources, Prague, Czech Republic;
Corresponding Author: szakova@af.czu.cz

²J. Heyrovský Institute of Physical Chemistry of ASCR, Prague, Czech Republic

Received 22 June 2010; revised 30 July 2010; accepted 5 August 2010.

ABSTRACT

The effect of soil extraction procedures and/or sample pretreatment (drying, freezing of the soil sample) on the extractability of cadmium and lead was tested in a model experiment, with an employment of optical emission and atomic absorption spectrometry methods. In the first part, 6 extraction procedures were compared: 2 mol l⁻¹ HNO₃, 0.43 mol l⁻¹ CH₃COOH, 0.05 mol l⁻¹ EDTA, Mehlich III extraction procedure (0.2 mol l⁻¹ CH₃COOH + 0.25 mol l⁻¹ NH₄NO₃ + 0.013 mol.l⁻¹ HNO₃ + 0.015 mol.l⁻¹ NH₄F + 0.001 mol.l⁻¹ EDTA), 0.01 mol.l⁻¹ CaCl₂, and deionised water. Additionally, two methods of soil solution sampling were compared, and the centrifugation of saturated soil and the use of suction cups and differential pulse anodic stripping voltametry was applied to assess free and complexed metals portions. The results showed that different soil sample extraction methods and/or sample pretreatments including soil solution sampling can lead to different absolute values of mobile cadmium and lead content in soils. However, the interpretation of the data can lead to similar conclusions as are apparent from the comparison of the soil solution sampling methods where fairly good correlation was observed (for Cd $r = 0.76$, and for Pb $r = 0.74$). The ambiguous results were reported for voltammetric determinations of free and complex portions of Cd and Pb where a different behavior was observed for water extracts of soil and soil solution obtained using suction cups. Moreover, a changing extent of lead complexation was determined with prolonged storage of the samples. The results confirmed that soil and/or soil solution sampling under immediate soil conditions and limitations of pre-extraction operations are ne-

cessary.

Keywords: Lead; Cadmium; Contaminated Soils; Extractability; Soil Solution; Speciation

1. INTRODUCTION

Soil properties, as well as root exudates, substantially affect plant-availability of potentially toxic elements in soil and their mobility and chemical forms in soil solution. Therefore, the composition of soil solution including organic compounds, complexes and elements bound to individual components of the soil solution are frequently investigated, including the determination of validation parameters of individual analytical methods for soil solution samples. Soil solution represents essential electrolytic water solution containing dissolved organic and inorganic compounds (coloids, complexes, free salts and ions of these salts), atmospheric gases and exudates of plant roots and microorganisms. The knowledge of the composition of a soil solution is substantial for the elucidation of element uptake processes by plants, as well as for plant growth. Leaching, evaporation, and plant transpiration can affect the contents of trace metals and metalloids to a greater extent than mere changes in the contents of main ions [1,2]. Mechanisms of released organic acids, such as malate, citrate and oxalate, and their activity in soil (sorption, complex formation, decomposition by soil microorganisms) represent complex and yet to be fully elucidated processes [3,4].

Various soil extraction procedures were developed and tested for the determination of plant-available, mobile, and potentially mobilizable pools of trace elements in soils. This was carried out without a general consensus by the authors on which extractant would be the most suitable in this case. Moreover, the effectiveness of individual extractants to determine the plant-available elements depends on soil physicochemical parameters, the source of contamination, and contamination levels [5-7].

The sample pre-treatment and/or storage before extraction can affect the composition of a soil solution which in turn affects element mobility in soils [8,9]. Various methods were developed for the collection of soil solutions [10] such as centrifugation, suction cups or lysimeters and *in situ* sampling is considered to better represent the soil solution composition and the physical structure of the sample remains intact.

The available analytical methods and/or approaches of the determination of individual forms of elements and other compounds in soil solutions were reviewed by Peijnenburg and Jager [11] and Nolan *et al.* [10]. Among them, chelating ion-exchange [12], size exclusion chromatography [9], and the Donnan dialysis membrane technique [13,14] are frequently discussed. Anodic stripping voltammetry (ASV) is a very sensitive technique which is usually used for the detection of ions, and especially metals. It is also suitable for the determination of stability constants on a wide pH scale [10]. Differential pulse anodic stripping voltammetry (DPASV) was applied for measurement of complexation of heavy metals with humic and fulvic acids in model soil solutions [15-17] as well as in extracted soil solutions [18,19]. Moreover, voltammetric methods are used for the study of changes in metal solubility and speciation in agricultural soils treated by sewage sludge or other organic matter such as pig manure [20,21].

In our experiment the extractability of Cd and Pb with various extracting agents as well as the effect of sample pretreatment were evaluated in eight soil samples differing in their physicochemical parameters. The main goal of the study was to evaluate and compare some of the most widely used methods of soil extraction and soil solution collection. Moreover, the effect of sample preparation methods will be discussed, especially if the abundance of free ions of Cd and Pb is necessary for an evaluation of the potential plant-availability of soil heavy metals. Two sets of soil solutions obtained by different procedures were analyzed to assess free and complex Cd and Pb us-

ing anodic stripping voltammetry on a hanging mercury drop electrode.

2. MATERIAL AND METHODS

2.1. Extraction Procedures

Eight soil samples differing in physical-chemical properties and total element contents **Table 1** were extracted by the following extraction procedures:

1) extraction with 2 mol.l⁻¹ solution of HNO₃ at a ratio of 1: 10 (w/v) at 20°C for 6 hours [22],

2) extraction with 0.43 mol.l⁻¹ solution of CH₃COOH at a ratio of 1: 40 (w/v) for 5 hours [23],

3) extraction with 0.05 mol.l⁻¹ EDTA aqueous solution at pH 7 at a ratio of 1:10 (w/v) for 1 hour [23],

4) Mehlich III extraction procedure (0.2 mol.l⁻¹ CH₃COOH + 0.25 mol.l⁻¹ NH₄NO₃ + 0.013 mol.l⁻¹ HNO₃ + 0.015 mol.l⁻¹ NH₄F + 0.001 mol.l⁻¹ EDTA at a ratio of 1: 10 (w/v) for 10 minutes; [24],

5) extraction with 0.01 mol.l⁻¹ aqueous CaCl₂ solution at a ratio of 1:10 (w/v) for 6 hours [25],

6) extraction with deionized water at a ratio of 1:10 (w/v) overnight [26].

Each extraction was provided in three replicates, all the chemicals used were of analytical grade purity and were purchased from Analytika and Lach-Ner Ltd., Czech Republic. For the centrifugation of the extracts, the Hettich Universal 30 RF (Germany) device was used. The reaction mixture was centrifuged at 3000 rpm (*i.e.* 460 xg) for 10 minutes at the end of each extraction procedure, and the supernatants were kept at 6°C before measurement. Blank extracts representing 5% of the total number of extracts were prepared using the same batch of reagents and the same apparatus. The blank extracts were analyzed at the same time and in the same way as the soil extracts.

The total concentration of trace elements in the soils was determined in the digests obtained by the following decomposition procedure: Aliquots (0.5 g) of air-dried soil samples were decomposed in a digestion vessel with a

Table 1. Basic characteristics of the experimental soils.

Soil	CEC ^a mmol.kg ⁻¹	TOC ^b %	DOM ^c mg.kg ⁻¹	pH	Cd (total) mg.kg ⁻¹	Pb (total) mg.kg ⁻¹
Píšťany	201 ± 4	2.6 ± 0.1	218 ± 2	6.8 ± 0.5	1.66 ± 0.05	110 ± 29
Mikulov	99.1 ± 8.2	4.2 ± 0.1	436 ± 11	4.2 ± 0.2	1.39 ± 0.01	131 ± 0
Pramenáč	157 ± 1	3.9 ± 0.2	541 ± 9	3.5 ± 0.1	1.52 ± 0.09	81.4 ± 4.5
Příbram meadow	166 ± 20	3.6 ± 0.4	428 ± 9	5.2 ± 0.1	5.86 ± 0.06	1621 ± 27
Kbely	299 ± 4	1.9 ± 0.1	126 ± 2	7.2 ± 0.4	16.1 ± 1.0	50.3 ± 6.8
Příbram arable	151 ± 2	2.1 ± 0.1	252 ± 9	6.0 ± 0.2	4.48 ± 0.61	816 ± 51
Litavka	134 ± 3	1.9 ± 0.2	119 ± 10	4.6 ± 0.1	22.3 ± 2.9	3662 ± 486
Kutná Hora	295 ± 13	2.9 ± 0.1	246 ± 12	7.1 ± 0.2	3.62 ± 0.28	63.3 ± 3

a. cation exchange capacity, b. total organic carbon, c. dissolved organic matter

mixture of 8 ml concentrated nitric acid, 5 ml of hydrochloric acid, and 2 ml of concentrated hydrofluoric acid. The mixture was heated in an Ethos 1 (MLS GmbH, Germany) microwave assisted wet digestion system for 33 min at 210°C. After cooling, the digest was quantitatively transferred into a 50 ml Teflon[®] vessel and evaporated to dryness at 160°C. The digest was then dissolved in a 3 ml nitric and hydrochloric acid mixture (1:3), transferred into a 25 ml glass tube, filled with deionised water, and kept at laboratory temperature until measurement. A certified reference material RM 7001 Light Sandy Soil was applied for the quality assurance of analytical data.

2.2. Soil Sample Pre-Treatment

Prior to extraction and total element content determination, the soil samples were air-dried at 20°C, ground in a mortar and passed through a 2-mm plastic sieve. Alternatively, aliquots of the samples were extracted as moist samples immediately after soil sample collection while dry mass of the soils was determined separately. Finally, aliquots of the samples were frozen at -18°C for 14 days before being air dried, ground, and sieved. The effect of sample pre-treatment was tested for 0.05 mol l⁻¹ EDTA, 0.01 mol l⁻¹ CaCl₂ and water extracts.

2.3. Soil Solution

Element concentrations in soil solution are related to the element contents in plant biomass [27]. However, there are different approaches to soil solution collection. We tested 1) the centrifugation of fully saturated soil at 10000 rpm for 10 minutes and 2) the application of suction cups, where specialized plastic suction cups (DI Gottfried Wieshammer, Wien, Austria) were applied to pots containing roughly 350 g of the soil at the beginning of the experiment to get a soil solution. The pots with the suction cups were filled to capacity with deionised water one day before suction and left for 24 hours to equilibrate.

10 ml of soil solution was regularly sampled from each pot and immediately analyzed for Cd and Pb concentrations. The collection of the soil solution was repeated twice (14 and 28 days into the experiment). The design of the suction cup application and soil solution sampling was described in detail by Jaklová-Dytrtová *et al.* [28].

2.4. Analytical Methods

The total contents of Cd and Pb in soil digests and extracts were determined by optical emission spectroscopy with inductively coupled plasma (ICP-OES) with axial plasma configuration, Varian, VistaPro (Australia). Calibration solutions were prepared in the corresponding extraction agents as follows, 100-500 µg l⁻¹ for Cd, 100-1000 µg l⁻¹ Pb. The operating measurement wave-lengths for ICP-AES were 214.4 nm for Cd, and 220.4 nm for Pb. The measurement conditions for all lines were as follows: power 1.2 kW, plasma flow 15.0 l min⁻¹, auxiliary flow 0.75 l min⁻¹, nebulizer flow 0.9 l min⁻¹. For the determination of low concentrations of Cd and Pb in soil solutions, water and 0.01 mol.l⁻¹ CaCl₂ extracts electrothermal atomic absorption spectrometry (ET-AAS) using the instrument VARIAN AA280Z (Varian, Australia) equipped with a GTA120 graphite tube atomizer was applied. The operation conditions are summarized in **Table 2**.

Water extracts [26] and soil solutions obtained with suction cups (first collection) were analyzed with differential pulse anodic stripping voltametry (DPASV) on a hanging mercury drop electrode. Voltammetric measurements were carried out by means of a computer-controlled polarographic/voltammetric analyzer PC-ETP (Polaro-Sensors, Prague, Czech Republic). Experiments were performed using a three-electrode configuration, with Ag/AgCl/KCl (3 mol.L⁻¹) as a reference, and a Pt wire as an auxiliary electrode. 10 ml of 0.001 M sodium perchlorate was used as a supporting electrolyte. After degassing with

Table 2. Operational conditions for ET-AAS determination of Cd and Pb in soil extracts and soil solutions.

	Cd	Pb
calibration mode	calibration curve	standard addition
wavelength (nm)	228.8 (0.5)	283.3 (0.5)
background correction	Zeeman	Zeeman
signal integration	peak area	peak area
matrix modifier	no	(NH ₄) ₂ HPO ₄
pyrolysis temp.	350°C	850°C
atomization temp.	2100°C	2400°C
concentration of bulk standard	3 µg/L	60 µg/L
volume injected on platform	30 µL	30 µL

nitrogen, 1 ml of soil extract or soil solution was added. Voltammogram of solution with complexed metals was recorded and then 100 μl of concentrated nitric acid was added (change to pH 2) and voltammograms of released metal ions at pH 2 was recorded. A similar procedure was used earlier for the estimation of soil solution from pots with experimentally grown plants [28]. Differential pulse voltammetry was applied with a pulse height of 50 mV, a pulse width 100 ms and a scan rate of 10 mV s^{-1} . Before the measurement, electrolysis at -1100 mV (per-chlorate solution) or -850 mV (acidified solution) with stirring of the solution was applied for 360 s. Measurements were performed in a nitrogen atmosphere. All chemicals were of analytical purity grade, deionised water from Milli-Q-Gradient (Milipore, USA) was used.

2.5. Statistics

Due to the of the inhomogeneity of variance of the data, non-parametric Kruskal-Wallis and Wilcoxon's tests were applied at the significance level $\alpha = 0.05$. Extreme values were tested by Dixon's test for the identification of out-

liers. Statgraphics 5.1plus for Windows (Manugistics, Inc., Rockville, USA) and Microsoft Excel for Windows XP were applied for the evaluation of the significance of confidence intervals and correlation coefficients at $\alpha = 0.05$.

3. RESULTS AND DISCUSSION

3.1. Comparison of Strong Soil Extraction Procedures

As evident from **Table 1**, all the soils are cadmium contaminated with Cd concentrations ranging from 1.4 to 22.3 mg.kg^{-1} . In the case of lead, the total soil concentrations varied between 50 and 3662 mg.kg^{-1} . The highest total element content was determined in the soil from Litavka which represented serious anthropogenic contamination. Fluvisol from the alluvium of the Litavka River, Czech Republic was heavily polluted by wastes from smelter setting pits [29]. **Figure 1** summarizes the cadmium and lead portions extractable by strong extraction procedures where significant differences were identified

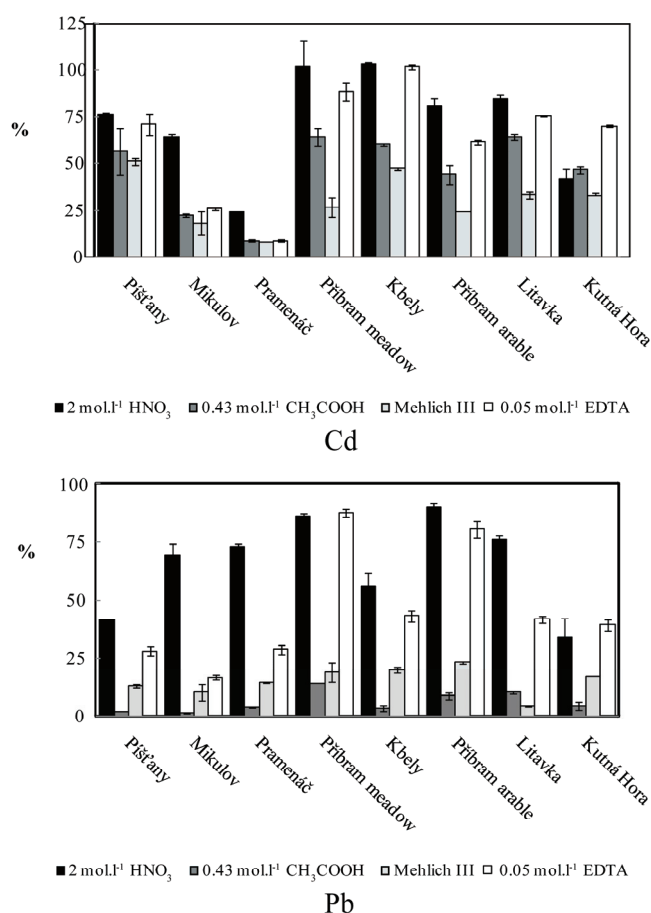


Figure 1. Comparison of the set of strong extraction procedures (%) of total element content in soil).

among all the extractants tested ($\alpha = 0.05$). HNO_3 (2 mol l^{-1}) was able to extract cadmium portions ranging between 25 and 100% while a higher extractability was observed for highly contaminated soils confirming an anthropogenic origin of the soil pollution. Diluted nitric acid is able to dissolve the element portion comparable to the sum of labile soil element fractions [22], and in the case of cadmium, it can be accepted as the approximation of the total element content in soil, especially in anthropogenically contaminated soils. Surprisingly, the lowest extractability was reported for the acidic soil Pramenáč where the high content of silicious matrix most likely plays an important role. For the exact evaluation of the effect of organic matter, a more detailed description of soil organic matter composition will be necessary in this case. The percentage of lead extractable by 2 mol l^{-1} HNO_3 varied between 35 and 80% of the total lead content while a higher extractability was observed in the anthropogenically contaminated soils Příbram and Litavka. These observations were similar in the case of cadmium. Contrarily, low extractability was observed in the soils with high sorption capacity, *i.e.* Píšťany, Kbely and Kutná Hora.

With the exception of soils with the highest content of organic matter, extraction of soil by 0.05 mol l^{-1} EDTA showed comparable portions of extractable cadmium and lead in comparison to extraction with 2 mol l^{-1} HNO_3 . A high affinity of lead to organic matter in soil as well as low portions of mobile Pb in soil supporting lowplant-availability of this element was also confirmed by other authors [30]. A similar efficiency of lead extraction was also observed by Sastre *et al.* [7]. In the case of element portions extracted with 0.05 mol l^{-1} EDTA, the effect of sample pretreatment was tested **Figure 2**, and significant differences ($\alpha = 0.05$) were obtained among air-dried, frozen and subsequently air-dried samples. This was also the case among fresh samples. In all the soils, the fresh samples showed lower extractability of elements compared to the air-dried samples. The effect of air-drying or sample storage on the mobility of various elements was already described. During the drying and storage of the samples, changes (especially in soil organic matter) were described when soil samples were air-dried and/or stored at the laboratory temperature. It can result in significant changes in element distribution to individual soil fractions [31,32]. Similar problems were observed, for example Cu distribution in individual fractions of manure samples [33]. For rare earth elements (La, Ce, Pr, Nd) the air-drying process increased the element contents in water soluble, exchangeable, carbonate bound, and Fe-Mn oxide bound fractions, whereas the fraction bound on organic matter decreased [34]. Evidently, in the case of Cd and Pb, the relatively strong extractant is able to highlight the poten-

tial effect of slightly changing physicochemical parameters of the soils due to different pretreatments of the soil samples. Similarly Meers *et al.* [5] documented that no or little differences in Cd extractability between acidic and alkaline soils were observed when the more aggressive extractants such chelate based (DTPA, EDTA) and acid based (acetic acid, HCl, HNO_3) procedures, as well as stronger extractions used to estimate exchangeable Cd in the soil (ammonium acetate, magnesium chloride) were used.

Diluted acetic acid is characterized as the extractant releasing element fraction specifically sorbed on soil clay minerals. Therefore, this extractant is recommended as a suitable test to predict the changes in element mobility in soil amended by sludge originating from a mining exploitation spill [7]. In our experiment, this agent extracted from 9 to 65% of Cd and from 1.5 to 14% of Pb in areas/soils where a better extractability of heavy metals from the highly contaminated soils was confirmed. A similar extractability (median value 45%) of cadmium was also observed in our previous experiments [35]. For the Mehlich III extraction procedure (compulsory for soil testing in the Czech Republic), a slightly lower extractability of Cd compared to a 0.43 mol l^{-1} solution of CH_3COOH was recorded, whereas an opposite pattern was reported for Pb. Most likely, the better extractability of Pb was caused by the presence of EDTA in the Mehlich III extraction mixture.

3.2. Comparison of Mild Soil Extraction Procedures/Soil Solution Preparation Methods

Single soil extraction procedures were recently evaluated by Menzies *et al.* [6] and Meers *et al.* [5]. They concluded that acid extractants and complexing reagents are not correlated with the plant-available concentration of heavy metals. They also confirmed the suitability of neutral salt extractants (0.01 mol l^{-1} CaCl_2 , 0.1 mol l^{-1} NaNO_3) for the assessment of the available pool of elements in soil, where the extractability is affected by soil pH, total element content and cation exchange capacity. According to previous experiments most of the mild extracting procedures, including pure water, were developed predominantly for a wide range of elements, especially heavy metals [26]. The 0.01 mol l^{-1} CaCl_2 extractable cadmium portions varied from 0.2 to 30% of total cadmium in the case of the air-dried soil sample **Figure 3**, although individual sample pretreatment methods did not differ significantly at $\alpha = 0.05$. Similarly, as in the case of strong extraction procedures, the heavily contaminated soil at/from Litavka demonstrated the highest extractability of cadmium whereas the lowest levels were observed for the neutral soils Píšťany, Kbely and Kutná Hora. Evidently,

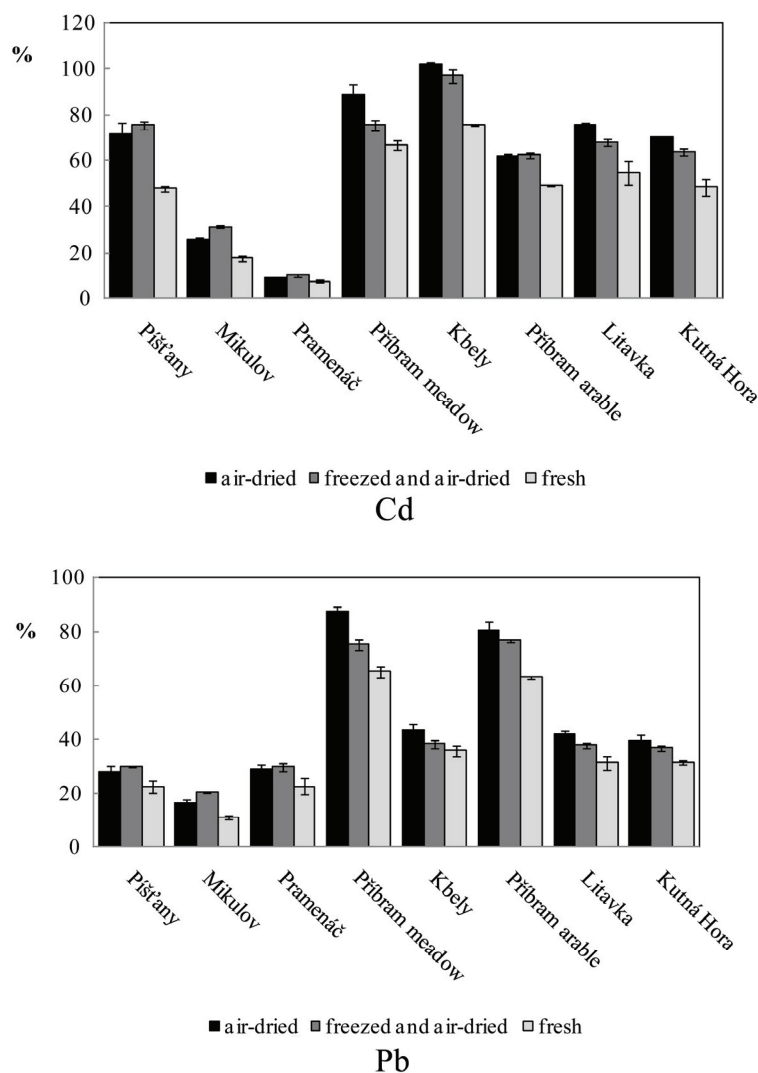


Figure 2. The effect of sample pre-treatment on 0.05 mol l⁻¹ EDTA extractable portion of elements in soils (% of total element content in soil).

soil pH seems to be the soil factor significantly determining the extractability of cadmium ($r = -0.56$, significant at $\alpha = 0.05$). For lead, the 0.01 mol l⁻¹ CaCl₂ extractable portion did not exceed 0.4% and no unambiguous effect of individual soil properties and/or soil contamination level was observed. The water extractable portion of both elements **Figure 4** exhibited a completely different pattern, and statistical differences ($\alpha = 0.05$) were not confirmed in this case. For Cd, the extractable portions of this element varied between 0.4% (soil Kutná Hora) and 1.7% (soil Litavka), and for Pb the levels were between 0.2% (soil Kbely) and 0.9 % (soil Příbram arable), which correspond in principle to the results given by Svete *et al.* [12]. However, no relation was found between 0.01 mol l⁻¹ CaCl₂ extractable portions of these elements and/or the individual soil properties.

For the assessment of the differences between frozen and subsequently dried soil and other tested treatments (air-dried and fresh samples), the possible effect of soil microflora and/or the presence of individual element complexes should be taken into account **Figures 3 and 4**. Additionally, soil solution metal concentrations are affected by, among others, hydrous oxides of iron and manganese, although it is not the single dominant factor [36]. The effect of soil homogeneity and soil particle structure has already been described. Tawinteung *et al.* [37] showed three factors that influenced Pb removal by the extraction techniques: 1) initial Pb concentrations, 2) Pb partitioning within soil, and 3) particle size of soil matrix. Air-drying leads to a decrease in Cu, Ni, and Zn concentrations in soil solution, as well as a decrease in soluble organic carbon [8]. Freezing of the sample can result in a

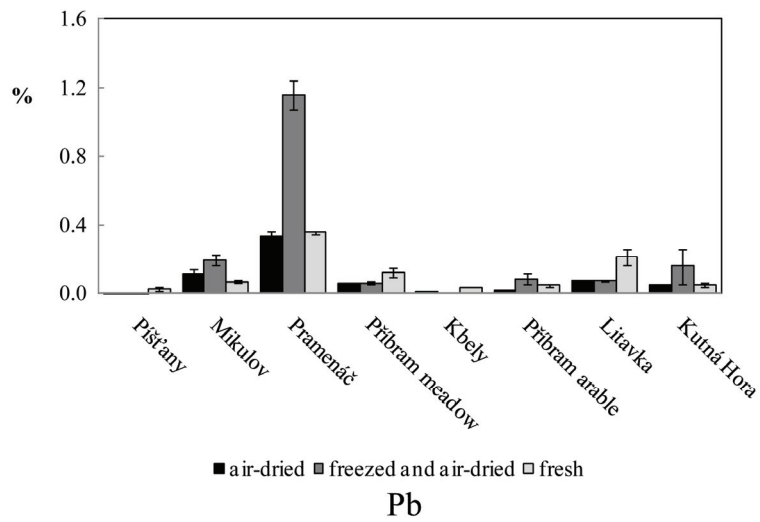
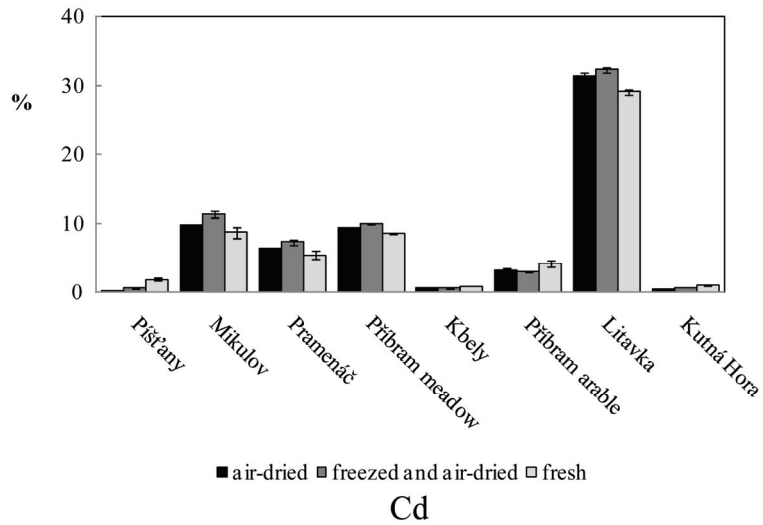
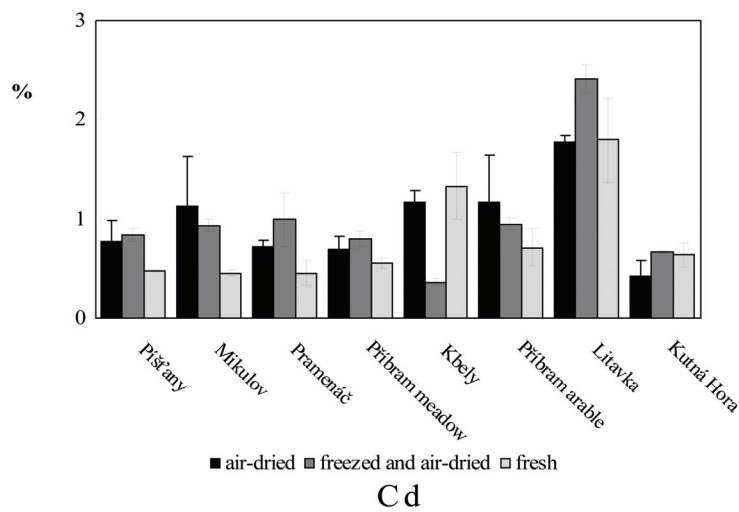


Figure 3. The effect of sample pre-treatment on 0.01 mol l⁻¹ CaCl₂ extractable portion of elements in soils (% of total element content in soil).



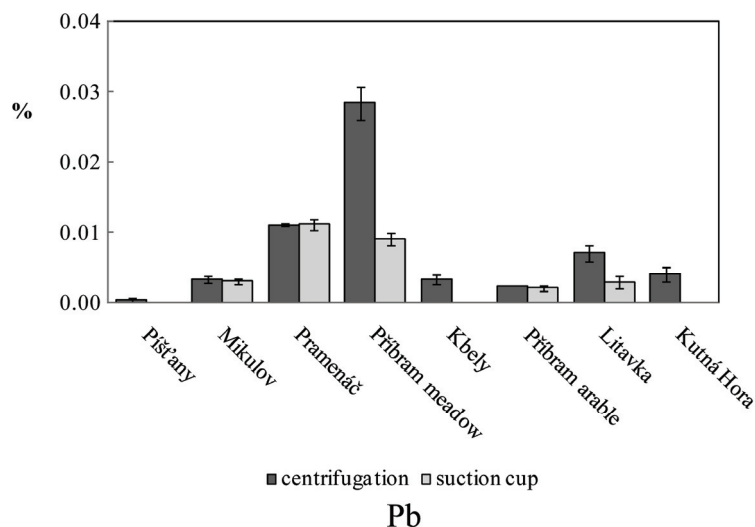


Figure 4. The effect of sample pre-treatment on the water extractable portion of elements in soils (% of total element content in soil).

possible release of elements from soil microbial populations, although subsequent immobilization of released elements on soil particles can also occur. For cadmium, the results tended to lower the extractability of Cd from fresh samples compared to air-dried ones whereas for Pb, no such trend occurred. Similarly, in pre-dried, sandy, and acidic or poorly buffered soils, soil solution Cd concentrations were between 2 and 40 times higher than in the corresponding reference soils that had been kept at field capacity at all times [36]. Soil solution metal concentrations at any given moment may significantly depend on previous soil moisture conditions. In contrast to findings summarized by Nolan *et al.* [10], suction cups showed higher Cd concentrations compared to the centrifugation of saturated soil whereas the converse was observed for Pb **Figure 5** without an unambiguous confirmation of the results by Wilcoxon's test at $\alpha = 0.05$. No significant ($\alpha = 0.05$) trends in element extractability according to time dependent samplings **Figure 6** of soil solution using suction cups (24 h, 14 days and 28 days after beginning of the experiment) were observed, as well.

The results showed that the widely accepted extraction technique using $0.01 \text{ mol l}^{-1} \text{ CaCl}_2$ [6] does not reflect the behavior of Cd, and especially Pb, in soil solution. Wang *et al.* [34] and Gray and McLaren [8] recommended applying the extraction and/or soil solution sampling of field-moist soil samples, which reflect *in situ* conditions more intensively, for better correlations with plant-available element portions. As documented by our results, different sample pretreatment and/or different mild soil extraction procedures can lead to different absolute values of mobile cadmium and lead content in soils. However, the

interpretation of the data can lead to similar conclusions when comparing the individual soils; this is apparent from the comparison of the soil solution sampling methods where fairly good correlation was observed ($r = 0.75$, significant at $\alpha = 0.05$). However, the results also show differences between the anthropogenically highly contaminated soils with a higher mobility of heavy metals, and less contaminated soils with a lower mobility of the elements. Evidently, the soil sample pretreatment can significantly affect the element portions extractable from the soil samples, soil, and/or soil solution sampling under immediate soil conditions, and limitations of pre-extraction operations are necessary.

3.3. Cd and Pb Speciation in Soil Extracts/Soil Solution

Using differential pulse anodic stripping voltametry in a perchlorate solution with aliquots of water extracts, voltammetric peaks were observed at potentials corresponding to complexed cadmium and lead. The Cd peak was within a potential range of -567 mV to -645 mV and its height did not correlate significantly ($\alpha = 0.05$) with the total Cd concentration found in water extracts by AAS ranging from 0.97 to $20.32 \text{ } \mu\text{g.L}^{-1}$. A substantial increase was observed only for extracts from Litavka, where Cd concentration was about $40 \text{ } \mu\text{g.L}^{-1}$. The peak Pb values in the sodium perchlorate solution with water extract aliquots was mainly within a potential range of -420 mV to -479 mV , which confirms complexed Pb(II). The height of the observed Pb peak was not in correlation with Pb concentrations found in extracts by AAS ($\alpha = 0.05$).

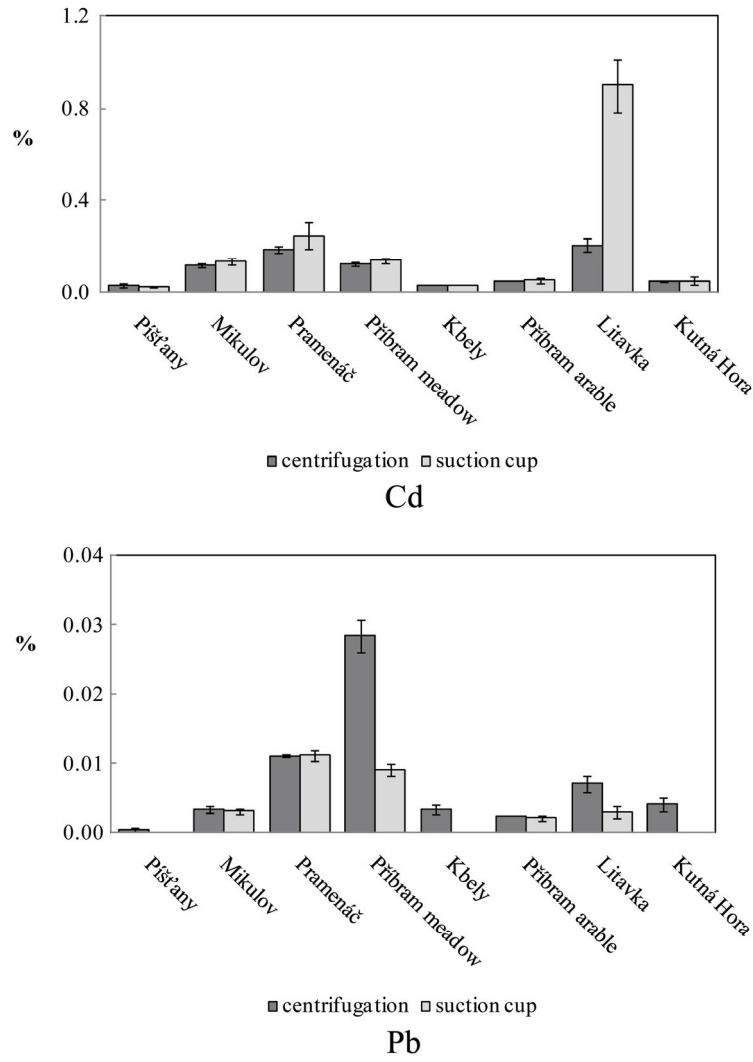
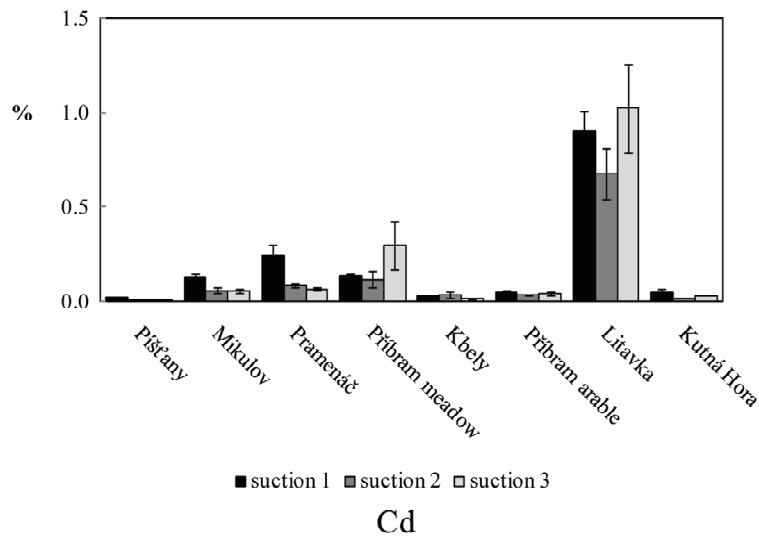


Figure 5. Comparison of the methods of soil solution sampling (% of total element content in soil)



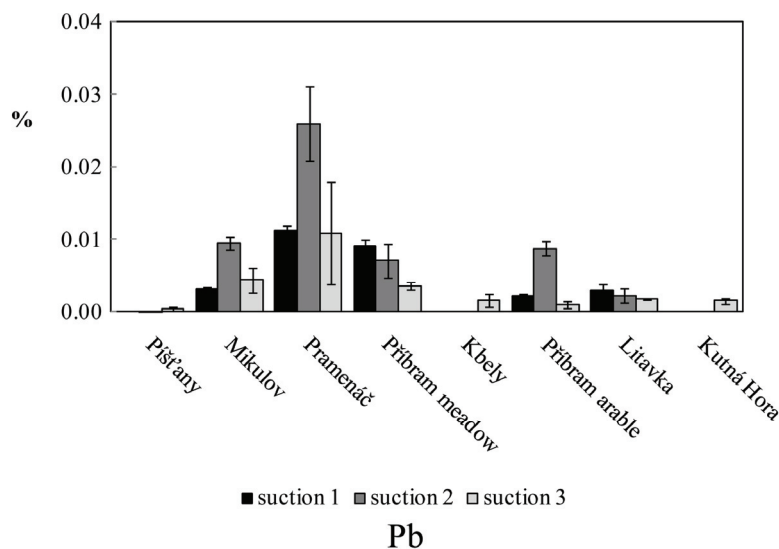


Figure 6. Time dependent changes of element concentrations in soil solution (% of total element content in soil).

Soil solutions obtained by suction cups exhibited a pH which was in relation with values found for soils **Table 1**, and varied from 3.5 to 7.6. The Cd-peak observed with DPASV in a perchlorate solution with aliquots of soil solutions obtained by suction cups; it was within a potential range of -572 to -645 mV (therefore higher than -545 mV which corresponds to free Cd^{2+} in sodium perchlorate solution). It can be concluded that cadmium is complexed in all samples - although there is no correlation between the Cd-peak height and Cd concentrations determined by AAS ($\alpha = 0.05$). On the contrary, Sakurai *et al.* [38] showed that more than 90% of cadmium in water extracts of soil was detected in the cation fraction after fractionation with ion exchange resin. In most samples, lead was found to be only slightly complexed, and in sample 3 (Pramenáč), Pb peak potential corresponded to free Pb (-355 mV). This seems to be in accordance with Sauve *et al.* [39], which confirm that the percentage of Pb complexes in soil solution decreases in soils with low pH or a high total Pb content. Under conditions utilized, only one Pb peak was observed, a potential of which shifts with increasing complexation from -355 mV up to -421 mV. The total peak height (complexed and not-complexed Pb(II)) correlated with the Pb concentration found by AAS ($r = 0.99$, significant at $\alpha = 0.05$). Contrary results were described by McBride *et al.* [21] and Ge *et al.* [40] where a high percentage of complexed Pb and less complexed Cd was observed.

A lack of correlation between the height of voltammetric peaks of complexed metals (recorded at equal conditions) and AAS concentrations is not surprising as several different ligands can occur in different soils. For lead, the obtained correlation for suction 1 is mainly due to a

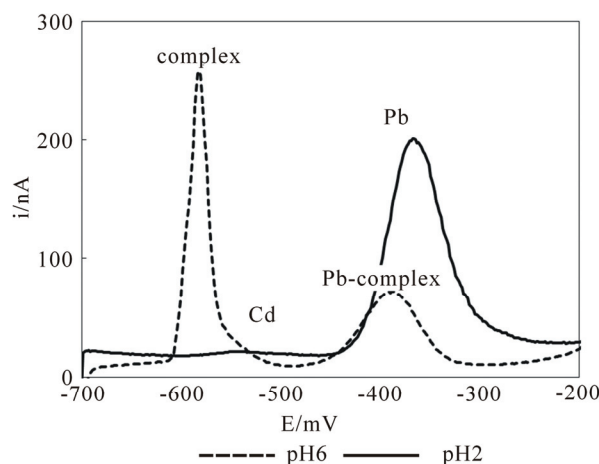


Figure 7. Voltammograms of soil solution (soil Příbram meadow) at different pH levels. Record of differential pulse anodic stripping voltammetry, accumulation 360s at -1100 mV, pulse 50 mV, scan 10 mV.s $^{-1}$.

low extent of complexation (only 12 hours of contact). During prolonged intervals, a decrease of Pb peak occurred. Similarly Cd and Pb complexes with oxalic (OA) and citric acid (CA) were detected by Jaklová-Dytrtová *et al.* [41] in a model with soil solutions using cyclic and stripping voltammetry. A mixed complex consisting of Cd, Pb, and OA was determined, and these complexes must be potentially taken into account in our case. After the acidification of the solution with a soil solution aliquot, complexed metals were released and their concentrations, determined voltammetrically, corresponded with values of AAS, as was found earlier both for soil ammonium nitrate extracts [18] or soil solutions obtained with suction cups

[28]. In our case, linear dependences of DPASV peak height at pH 2 (Y) on AAS metal content (X) were verified. For the peak height of released lead; $Y = 0.753 X + 9.397$, $R^2 = 0.975$ (suction cup), $Y = 0.537 X + 9.614$, $R^2 = 0.999$ (water extracts). For cadmium, linear dependence of the DPASV peak on AAS values was obtained (only for suction cup solutions): $Y = 0.248 X + 0.137$, $R^2 = 0.948$; for water extracts at pH 2, there was no significant correlation ($\alpha = 0.05$) between the voltammetric peak height of free Cd and AAS concentration.

Evidently, in contrast to the determination of the total Cd and Pb concentrations in soil extracts and/or soil solutions where the analyses resulted in the comparable interpretation of the data, the speciation of free and complexed portions of the elements are more affected by the details of individual sample treatments and sample preparation methods. The elucidation of factors affecting element complexation in soil solution will be necessary, in further research, to elicit reasonable explanations of available soil Cd and Pb uptake by plants.

The authors wish to thank the Czech Ministry of Agriculture and the Ministry of Education, Youth, and Sports for their financial support of the project MSM 6046070901, Ministry of Agriculture, Czech Republic for their financial support of the NAZV project No. QH81167, and the GAAVCR for their financial support of the project No. IAA400400806. The authors also wish to thank Mr. Brian Kavalir, Ontario, Canada for correction and improvement of language.

REFERENCES

- [1] Adriano, D.C. (2001) Trace elements in terrestrial environments: Biogeochemistry, bioavailability, and risks of metals. 2nd Edition, Springer-Verlag, New York.
- [2] Kabata-Pendias, A. and Pendias, H. (2001) Trace elements in soils and plants. 3rd Edition, CRC Press, Boca Raton.
- [3] Jones, D.L. (1998) Organic acids in the rhizosphere – A critical review. *Plant and Soil*, **205**, 25-44.
- [4] Dessureault-Rompré, J., Nowack, B., Schulín, R. and Luster, J. (2006) Modified micro suction cup/rhizobox approach for the in-situ detection of organic acids in rhizosphere soil solution. *Plant and Soil*, **286**, 99-107.
- [5] Meers, E., Du Laing, G., Unamuno, V., Ruttens, A., Vangronsveld, J., Tack, F.M.G. and Verloo, M.G. (2007) Comparison of cadmium extractability from soils by commonly used single extraction protocols. *Geoderma*, **141**, 247-259.
- [6] Menzies, N.W., Donn, M.J. and Kopittke, P.M. (2007) Evaluation of extractants for estimation of the phytoavailable trace metals in soils. *Environmental Pollution*, **145**, 121-130.
- [7] Sastre, J., Hernández, E., Rodríguez, R., Alcobé, X., Vidal, M. and Rauret, G. (2004) Use of sorption and extraction tests to predict the dynamics of the interaction of trace elements in agricultural soils contaminated by a mine tailing accident. *Science of the Total Environment*, **329**, 261-281.
- [8] Gray, C.W. and McLaren, R.G. (2003) Effects of air drying or sample storage on soil-solution properties of biosolids-amended soil. *Communications in Soil Science and Plant Analysis*, **34**, 2327-2338.
- [9] Pérez, D.V., de Campos, C. and Menequelli, N.A. (2004) Effects of soil sample storage treatment on the composition and Fe, Al, and Mn speciation of soil solutions obtained by centrifugation. *Water, Air, & Soil Pollution*, **151**, 195-214.
- [10] Nolan, A.L., Lombi, E. and McLaughlin, M.J. (2003) Metal bioaccumulation and toxicity in soils – Why bother with speciation? *Australian Journal of Chemistry*, **56**, 77-91.
- [11] Peijnenburg, W.J.G.M. and Jager, T. (2003) Monitoring approaches to assess bioaccessibility and bioavailability of metals: Matrix issues. *Ecotoxicology and Environmental Safety*, **56**, 63-77.
- [12] Svete, P., Milacic, R. and Pihlar, B. (2000) Optimisation of an extraction procedure for determination of total water-soluble Zn, Pb and Cd and their species in soils from a mining area. *Annali di Chimica*, **90**, 323-334.
- [13] Cances, B., Ponthieu, M., Castrec-Rouelle, M., Aubry, E. and Benedetti, M.F. (2003) Metal ions speciation in a soil and its solution: Experimental data and model results. *Geoderma*, **113**, 341-355.
- [14] Nolan, A.L., McLaughlin, M.J. and Mason, S.D. (2003) Chemical speciation of Zn, Cd, Cu, and Pb in pore waters of agricultural and contaminated soils using Donnan analysis. *Environmental Science & Technology*, **37**, 90-98.
- [15] Carballeira, J.L., Antelo, J.M. and Arce, F. (2000) Analysis of the Cu^{2+} -soil fulvic acid complexation by anodic stripping voltammetry using an electrostatic model. *Environmental Science & Technology*, **34**, 4969-4973.
- [16] Herrero, A.I., Barrado, E., Rey, F. and Machado, A.A.S.C. (2000) Influence of the ligand concentration and pH on the complexation of Cu(II) by a soil fulvic acid. *Analisis*, **28**, 127-131.
- [17] van den Hoop, M.A.G.T., Porraro, R.D. and Benegas, J.C. (2002) Complexation of heavy metals by humic acids: Analysis of voltammetric data by polyelectrolyte theory. *Colloids and Surfaces A*, **203**, 105-116.
- [18] Nedeltcheva, T., Atanassova, M., Dimitrov, J. and Stanislavova, L. (2005) Determination of mobile form contents of Zn, Cd, Pb and Cu in soil extracts by combined stripping voltammetry. *Analytica Chimica Acta*, **528**, 143-146.
- [19] Sauvé, S., Norvell, W.A., McBride, M.B. and Hendershot, W.H. (2000) Speciation and complexation of cadmium in extracted soil solutions. *Science of the Total Environment*, **34**, 261-296.
- [20] Almás, Á., McBride, M.B. and Singh, B.R. (2000) Solubility and lability of cadmium and zinc in two soils treated with organic matter. *Soil Science*, **165**, 250-259.
- [21] McBride, M.B., Martinez, C.E., Topp, E. and Evans, L. (2000) Trace metal solubility and speciation in a calcareous soil 18 years after no-till sludge application. *Soil Science*, **165**, 646-656.
- [22] Borůvka, L., Huan, W.C., Kozák, J. and Křištofková, S. (1996) Heavy contamination of soil with cadmium, lead and zinc in the alluvium of the Litavka River. *Rostlinná*

- Výroba*, **42**, 543-550.
- [23] Quevauviller, P., Ure, A., Muntau, H. and Griepink, B. (1993) Improvement of analytical measurements within the BCR-program – Single and sequential extraction procedures applied to soil and sediment analysis. *International Journal of Environmental Analytical Chemistry* **51**, 129-134.
- [24] Mehlich, A. (1984) Mehlich 3 Soil Test Extractant: A modification of Mehlich 2 Extractant. *Communications in Soil Science and Plant Analysis*, **15**, 1409-1416.
- [25] Novozamsky, J., Lexmond T.M. and Houba V.J.G. (1993) A single extraction procedure of soil for evaluation of uptake of some heavy metals in plants. *International Journal of Environmental Analytical Chemistry*, **51**, 47-58.
- [26] Kiekens L. and Cottenie A. (1985) In: Leschber, R., Ed., Chemical methods for assessing bio-available metals in sludges and soils. *Elsevier Applied Science*, London, 42.
- [27] Nolan, A.L., Zhang, H. and McLaughlin, M.J. (2005) Prediction of zinc, cadmium, lead, and copper availability to wheat in contaminated soils using chemical speciation, diffusive gradients in thin films, extraction, and isotopic dilution techniques. *Journal of Environmental Quality*, **34**, 496-507.
- [28] Jaklová-Dytrtová, J., Šestáková, I., Jakl, M., Száková, J., Miholová, D. and Tlustoš, P. (2008) The use of differential pulse anodic stripping voltametry and diffusive gradient in thin films for heavy metals speciation in soil solution. *Central European Journal of Chemistry*, **6**, 71-79.
- [29] Šichorová, K., Tlustoš, P., Száková, J., Kořínek, K. and Balík, J. (2004) Horizontal and vertical variability of heavy metals in soil at a polluted area. *Plant, Soil, and Environment*, **50**, 525-534.
- [30] Leštan, D., Grčman, H., Zupan, M. and Bačac, N. (2003) Relationship of soil properties to fractionation of Pb and Zn in soil and their uptake into *Plantago lanceolata*. *Soil and Sediment Contamination*, **12**, 507-522.
- [31] Davidson, C.M., Ferreira, P.C.S. and Ure, A.M. (1999) Some sources of variability in application of the three-stage sequential extraction procedure recommended by BCR to industrially-contaminated soil. *Fresenius Journal of Analytical Chemistry*, **363**, 446-451.
- [32] Száková, J., Tlustoš, P., Balík, J., Pavlíková, D. and Balíková, M. (2001) Application of sequential extraction procedure to evaluation of influence of sewage sludge amendment on Cd and Zn mobility in soil. *Chemické Listy*, **95**, 645-648.
- [33] Miller, W.P., Martens, D.C., Zelazny, L.W. and Kornegay, E.T. (1986) Forms of solid phase copper in copper-enriched swine manure. *Journal of Environmental Quality*, **15**, 69-72.
- [34] Wang, Z., Shan, X. and Zhang, S. (2001) Comparison of speciation and bioavailability of rare earth elements between wet rhizosphere soil and air-dried bulk soil. *Analytica Chimica Acta*, **441**, 147-156.
- [35] Száková, J., Tlustoš, P., Balík, J., Pavlíková, D. and Balíková, M. (2000) Efficiency of extractants to release As, Cd and Zn from main soil compartments. *Analisis*, **28**, 808-812.
- [36] Tack, F.M.G., van Ranst, E., Lievens, C. and Vandenberghe, R.E. (2006) Soil solution Cd, Cu and Zn concentrations as affected by short-time drying or wetting: The role of hydrous oxides of Fe and Mn. *Geoderma*, **137**, 83-89.
- [37] Tawinteung, N., Parkpian, P., DeLaune, R.D. and Juqsujinda, A. (2005) Evaluation of extraction procedures for removing lead from contaminated soil. *Journal of Environmental Science and Health Part A*, **40**, 385-407.
- [38] Sakurai, Y., Murayama, S., Makino, T., Maejima, Y. and Sugahara, K. (2007) Chemical form of soluble cadmium and copper in arable soils and its implication to their mobility. *Japan Agricultural Research Quarterly*, **41**, 139-145.
- [39] Sauvé, S., McBride, M.B. and Hendershot, W.H. (1997) Speciation of lead in contaminated soils. *Environmental Pollution*, **98**, 149-155.
- [40] Ge, Y., Murray, P. and Hendershot, W.H. (2000) Trace metal speciation and bioavailability in urban soils. *Environmental Pollution*, **107**, 137-144.
- [41] Jaklová-Dytrtová, J., Šestáková, I., Jakl, M. and Navrátil, T. (2009) Electrochemical detection of cadmium and lead complexes with low molecular weight organic acids. *Electroanalysis*, **21**, 573-579.