

The Triangular Hermite Finite Element Complementing the Bogner-Fox-Schmit Rectangle

Lidia Gileva¹, Vladimir Shaydurov^{1,2}, Boris Dobronets³

¹Institute of Computational Modeling, Siberian Branch of Russian Academy of Sciences, Krasnoyarsk, Russia

²Beihang University, Beijing, China

³Siberian Federal University, Krasnoyarsk, Russia

Email: shaidurov04@mail.ru

Received October 20, 2013; revised November 20, 2013; accepted November 27, 2013

Copyright © 2013 Lidia Gileva *et al.* This is an open access article distributed under the Creative Commons Attribution License, which permits unrestricted use, distribution, and reproduction in any medium, provided the original work is properly cited. In accordance of the Creative Commons Attribution License all Copyrights © 2013 are reserved for SCIRP and the owner of the intellectual property Lidia Gileva *et al.* All Copyright © 2013 are guarded by law and by SCIRP as a guardian.

ABSTRACT

The Bogner-Fox-Schmit rectangular element is one of the simplest elements that provide continuous differentiability of an approximate solution in the framework of the finite element method. However, it can be applied only on a simple domain composed of rectangles or parallelograms whose sides are parallel to two different straight lines. We propose a new triangular Hermite element with 13 degrees of freedom. It is used in combination with the Bogner-Fox-Schmit element near the boundary of an arbitrary polygonal domain and provides continuous differentiability of an approximate solution in the whole domain up to the boundary.

Keywords: Continuously Differentiable Finite Elements; Bogner-Fox-Schmit Rectangle; Triangular Hermite Element

1. Introduction

The finite elements with inter-elemental continuous differentiability are more complicated than those providing only continuity. Such two-dimensional elements are mostly developed for triangles: the Argyris triangle [1], the Bell reduced triangle [2], the family of Morgan-Scott triangles [3], the Hsieh-Clough-Tocher macrotriangle [4], the reduced Hsieh-Clough-Tocher macrotriangle [5], the family of Douglas-Dupont-Percell-Scott triangles [6], and the Powell-Sabin macrotriangles [7]. The Fraeijs de Veubeke-Sander quadrilateral [8] and its reduced version [9] are also composed of triangles. As for single, non-composite rectangles, the Bogner-Fox-Schmit (BFS) element [10] is the most popular and simplest one in the family of elements described by Zhang [11]. All these elements are widely used in the conforming finite element method for the biharmonic equation and other equations of the fourth order (see for example [12-18] and references therein) along with mixed statements of problems and a nonconforming approach [12,14,17].

A direct application of the BFS-element is restricted to the case of a simple domain that is composed of rectangles or parallelograms whose sides are parallel to two

different straight lines. This condition fails even in the case of a simple polygonal domain where the intersection of the boundary with rectangles results in triangular cells (cf. **Figure 1**). Of course, one can construct the special triangulation compatible with the boundary as some isoparametric image [19] of a domain composed of rectangles with sides parallel to the axes. This way requires solving some additional boundary value problems for the construction of such a mapping that is smooth over the whole domain.

In this paper we suggest to use the BFS-elements in the direct way (without an isoparametric mapping) for a couple with the proposed triangular Hermite elements with 13 degrees of freedom. These triangular elements supplement BFS-elements in the following sense. They are used only near the boundary of a polygonal domain and provide inter-element continuous differentiability between finite elements of these two types. Thus, due to the joint use of these elements on a polygonal domain Ω , the approximate solution of finite element method belongs to the class $C^1(\bar{\Omega})$ of functions which are continuously differentiable on the closure $\bar{\Omega}$ of the domain.

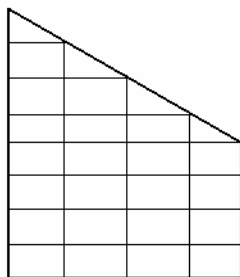


Figure 1. A subdivision of a domain.

2. Triangulation of a Domain and the Bogner-Fox-Schmit Element

Let $\Omega \subset R^2$ be a convex polygon with a boundary Γ . Assume that we can construct a triangulation \mathfrak{T}_h of Ω subdividing it into closed rectangular and triangular cells so that the most of them are rectangles and only a part of the cells adjacent to the boundary may be rectangular triangles. Besides, any two cells of \mathfrak{T}_h may not have a common interior point and any two triangular cells may not have a common side. In addition, the union of all the cells coincides with $\bar{\Omega}$. A simple example of the triangulation is shown in **Figure 1**. We also assume that all sides of the rectangular cells and the catheti of the triangular cells are parallel to the axes.

Denote by h the maximal diameter of all meshes $e \in \mathfrak{T}_h$. On rectangular cells we use the Bogner-Fox-Schmit element [1]. It is defined by the triple (e, P_e^1, Σ_e^1) where e is the rectangle with vertices $a_1^e = (a_{1,1}^e, a_{1,2}^e)$, $a_2^e = (a_{2,1}^e, a_{1,2}^e)$, $a_3^e = (a_{2,1}^e, a_{4,2}^e)$, and $a_4^e = (a_{1,1}^e, a_{4,2}^e)$ and with side lengths $h_1^e = a_{2,1}^e - a_{1,1}^e$ and $h_2^e = a_{4,2}^e - a_{1,2}^e$. Besides, $P_e^1 = Q_3(e)$ is the space of bicubic polynomials on e ; and Σ_e^1 is the set of linear functionals (degrees of freedom or nodal parameters) of the form [12]

$$\begin{aligned} \Sigma_e^1 = \{ & \psi_{i,1}(p) = p(a_i^e), \psi_{i,2}(p) = \partial_1 p(a_i^e), \\ & \psi_{i,3}(p) = \partial_2 p(a_i^e), \psi_{i,4}(p) = \partial_{1,2} p(a_i^e), \\ & i = 1, \dots, 4, p \in P_e^1 \}. \end{aligned} \tag{1}$$

The dimension of $P_e^1 = Q_3(e)$ (the number of the coefficients of a polynomial) is equal to 16 and coincides with the number of the degrees of freedom. For this element we have the Lagrange basis in P_e^1 that consists of the functions $\varphi_{i,j}^e(x)$ ($i, j = 1, \dots, 4$) satisfying the condition

$$\psi_{i,j}^e(\varphi_{k,l}^e) = \delta_{i,k} \delta_{j,l} \text{ for } i, j, k, l = 1, \dots, 4, \tag{2}$$

where δ is the Kronecker delta. These functions can be written in the explicit form with the help of the one-dimensional splines

$$\hat{\phi}_0(x) = 1 - 3x^2 + 2x^3 \text{ and } \hat{\phi}_1(x) = x - 2x^2 + x^3.$$

Indeed, the direct calculations show that the basis has the form

$$\begin{aligned} \varphi_{1,1}^e &= \hat{\phi}_0\left(\frac{x - a_{1,1}^e}{h_1^e}\right) \hat{\phi}_0\left(\frac{y - a_{1,2}^e}{h_2^e}\right), \\ \varphi_{1,2}^e &= \hat{\phi}_1\left(\frac{x - a_{1,1}^e}{h_1^e}\right) \hat{\phi}_0\left(\frac{y - a_{1,2}^e}{h_2^e}\right), \\ \varphi_{1,3}^e &= \hat{\phi}_0\left(\frac{x - a_{1,1}^e}{h_1^e}\right) \hat{\phi}_1\left(\frac{y - a_{1,2}^e}{h_2^e}\right), \\ \varphi_{1,4}^e &= \hat{\phi}_1\left(\frac{x - a_{1,1}^e}{h_1^e}\right) \hat{\phi}_1\left(\frac{y - a_{1,2}^e}{h_2^e}\right), \\ \varphi_{2,1}^e &= \hat{\phi}_0\left(\frac{a_{2,1}^e - x}{h_1^e}\right) \hat{\phi}_0\left(\frac{y - a_{1,2}^e}{h_2^e}\right), \\ \varphi_{2,2}^e &= \hat{\phi}_1\left(\frac{a_{2,1}^e - x}{h_1^e}\right) \hat{\phi}_0\left(\frac{y - a_{1,2}^e}{h_2^e}\right), \\ \varphi_{2,3}^e &= \hat{\phi}_0\left(\frac{a_{2,1}^e - x}{h_1^e}\right) \hat{\phi}_1\left(\frac{y - a_{1,2}^e}{h_2^e}\right), \\ \varphi_{2,4}^e &= \hat{\phi}_1\left(\frac{a_{2,1}^e - x}{h_1^e}\right) \hat{\phi}_1\left(\frac{y - a_{1,2}^e}{h_2^e}\right), \\ \varphi_{3,1}^e &= \hat{\phi}_0\left(\frac{x - a_{1,1}^e}{h_1^e}\right) \hat{\phi}_0\left(\frac{a_{4,2}^e - y}{h_2^e}\right), \\ \varphi_{3,2}^e &= \hat{\phi}_1\left(\frac{x - a_{1,1}^e}{h_1^e}\right) \hat{\phi}_0\left(\frac{a_{4,2}^e - y}{h_2^e}\right), \\ \varphi_{3,3}^e &= \hat{\phi}_0\left(\frac{x - a_{1,1}^e}{h_1^e}\right) \hat{\phi}_1\left(\frac{a_{4,2}^e - y}{h_2^e}\right), \\ \varphi_{3,4}^e &= \hat{\phi}_1\left(\frac{x - a_{1,1}^e}{h_1^e}\right) \hat{\phi}_1\left(\frac{a_{4,2}^e - y}{h_2^e}\right), \\ \varphi_{4,1}^e &= \hat{\phi}_0\left(\frac{a_{2,1}^e - x}{h_1^e}\right) \hat{\phi}_0\left(\frac{a_{4,2}^e - y}{h_2^e}\right), \\ \varphi_{4,2}^e &= \hat{\phi}_1\left(\frac{a_{2,1}^e - x}{h_1^e}\right) \hat{\phi}_0\left(\frac{a_{4,2}^e - y}{h_2^e}\right), \\ \varphi_{4,3}^e &= \hat{\phi}_0\left(\frac{a_{2,1}^e - x}{h_1^e}\right) \hat{\phi}_1\left(\frac{a_{4,2}^e - y}{h_2^e}\right), \\ \varphi_{4,4}^e &= \hat{\phi}_1\left(\frac{a_{2,1}^e - x}{h_1^e}\right) \hat{\phi}_1\left(\frac{a_{4,2}^e - y}{h_2^e}\right). \end{aligned}$$

3. The ‘‘Reference’’ Triangular Hermite Element

First we construct the ‘‘reference’’ triangular element $(\hat{e}, P_{\hat{e}}^2, \Sigma_{\hat{e}}^2)$ with the specified properties. We consider the right triangle \hat{e} which has 4 nodes $\hat{a}_i, i = 1, \dots, 4$, with the coordinates $(0, 0), (1, 0), (0.5, 0.5)$, and $(0, 1)$, respectively (**Figure 2**).

We define the space $P_{\hat{e}}^2$ of functions and the set $\Sigma_{\hat{e}}^2$ of degrees of freedom as follows:

$$\begin{aligned} P_{\hat{e}}^2 = \text{span} \{ & 1, \hat{x}_1, \hat{x}_2, \hat{x}_1^2, \hat{x}_2^2, \hat{x}_1 \hat{x}_2, \hat{x}_1^3, \hat{x}_2^3, \\ & \hat{x}_1^2 \hat{x}_2, \hat{x}_1 \hat{x}_2^2, \hat{x}_1^2 \hat{x}_2^2, \hat{x}_1^3 \hat{x}_2, \hat{x}_1 \hat{x}_2^3 \}, \\ \Sigma_{\hat{e}}^2 = \{ & \hat{\psi}_{i,1}(\hat{p}) = \hat{p}(\hat{a}_i), i = 1, \dots, 4, \\ & \hat{\psi}_{i,2}(\hat{p}) = \partial_1 \hat{p}(\hat{a}_i), \hat{\psi}_{i,3}(\hat{p}) = \partial_2 \hat{p}(\hat{a}_i), \\ & \hat{\psi}_{i,4}(\hat{p}) = \partial_{1,2} \hat{p}(\hat{a}_i), i = 1, 2, 4, \hat{p} \in P_{\hat{e}}^2 \}. \end{aligned} \tag{3}$$

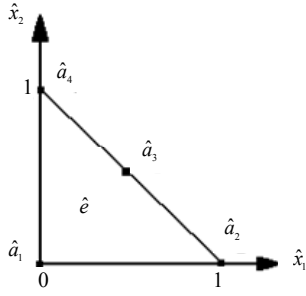


Figure 2. The “reference” triangular element.

Observe that at each of the nodes \hat{a}_1, \hat{a}_2 , and \hat{a}_4 there are 4 degrees of freedom and at the node \hat{a}_3 there is only one degree. Besides, the degrees of freedom for the nodes \hat{a}_1, \hat{a}_2 , and \hat{a}_4 coincide with those for the nodes of the BFS-element (1).

Lemma 1. *The triple $(\hat{e}, P_{\hat{e}}^2, \Sigma_{\hat{e}}^2)$ is a finite element.*

Proof. The dimension of the space $P_{\hat{e}}^2$ coincides with the number of elements of the set $\Sigma_{\hat{e}}^2$. Hence, to prove unisolvence of the couple $(P_{\hat{e}}^2, \Sigma_{\hat{e}}^2)$, it is sufficient to construct the Lagrange basis $\{\hat{\phi}_{i,j}(\hat{x}_1, \hat{x}_2) \in P_{\hat{e}}^2$, where $j=1, \dots, 4$ for $i=1, 2, 4$ and $j=1$ for $i=3\}$ on \hat{e} satisfying the condition [12]

$$\hat{\psi}_{i,j}(\hat{\phi}_{k,l}) = \delta_{i,k} \delta_{j,l}. \quad (4)$$

The direct calculations show that the Lagrange basis has the following form:

$$\begin{aligned} \hat{\phi}_{1,1} &= 1 - 3\hat{x}_1^2 + 2\hat{x}_1^3 - 3\hat{x}_2^2 + 2\hat{x}_2^3, \\ \hat{\phi}_{1,2} &= \hat{x}_1 - 2\hat{x}_1^2 + \hat{x}_1^3 - 3\hat{x}_1\hat{x}_2^2 + 2\hat{x}_1^2\hat{x}_2^3 + 2\hat{x}_1^2\hat{x}_2^2, \\ \hat{\phi}_{1,3} &= \hat{x}_2 - 3\hat{x}_1^2\hat{x}_2 + 2\hat{x}_1^3\hat{x}_2 - 2\hat{x}_2^2 + \hat{x}_2^3 + 2\hat{x}_1^2\hat{x}_2^2, \\ \hat{\phi}_{1,4} &= \hat{x}_1\hat{x}_2 - 2\hat{x}_1^2\hat{x}_2 + \hat{x}_1^3\hat{x}_2 - 2\hat{x}_1\hat{x}_2^2 + \hat{x}_1\hat{x}_2^3 + 2\hat{x}_1^2\hat{x}_2^2, \\ \hat{\phi}_{2,2} &= -\hat{x}_1^2 + \hat{x}_1^3 + 2\hat{x}_1^2\hat{x}_2^2, \\ \hat{\phi}_{2,3} &= 3\hat{x}_1^2\hat{x}_2 - 2\hat{x}_1^3\hat{x}_2 - 4\hat{x}_1^2\hat{x}_2^2, \\ \hat{\phi}_{2,4} &= -\hat{x}_1^2\hat{x}_2 + \hat{x}_1^3\hat{x}_2 + \hat{x}_1^2\hat{x}_2^2, \\ \hat{\phi}_{3,1} &= 16\hat{x}_1^2\hat{x}_2^2, \\ \hat{\phi}_{4,1} &= 3\hat{x}_2^2 - 2\hat{x}_2^3 - 18\hat{x}_1^2\hat{x}_2^2, \\ \hat{\phi}_{4,2} &= -\hat{x}_2^2 + \hat{x}_2^3 + 2\hat{x}_1^2\hat{x}_2^2, \\ \hat{\phi}_{4,3} &= 3\hat{x}_1\hat{x}_2^2 - 2\hat{x}_1\hat{x}_2^3 - 4\hat{x}_1^2\hat{x}_2^2, \\ \hat{\phi}_{4,4} &= -\hat{x}_1\hat{x}_2^2 + \hat{x}_1\hat{x}_2^3 + \hat{x}_1^2\hat{x}_2^2. \quad \square \end{aligned} \quad (5)$$

Let $\hat{v} \in P_{\hat{e}}^2$ be an arbitrary function. Along the side $\hat{a}_1\hat{a}_2$, it is a polynomial of degree 3 in \hat{x}_1 . Together with the derivative $\partial_1\hat{v}$, it is uniquely determined by the values $\hat{v}(\hat{a}_1), \hat{v}(\hat{a}_2), \partial_1\hat{v}(\hat{a}_1)$, and $\partial_1\hat{v}(\hat{a}_2)$ of nodal parameters. In addition, the derivative $\partial_2\hat{v}$ along $\hat{a}_1\hat{a}_2$ is a polynomial of degree 3 in \hat{x}_1 as well and is uniquely determined by the values $\partial_2\hat{v}(\hat{a}_1), \partial_2\hat{v}(\hat{a}_2), \partial_{1,2}\hat{v}(\hat{a}_1)$,

and $\partial_{1,2}\hat{v}(\hat{a}_2)$ of nodal parameters. On the side $\hat{a}_1\hat{a}_4$ similar statements are valid within the replacement of \hat{x}_1 by \hat{x}_2 .

Thus, on the sides $\hat{a}_1\hat{a}_2$ and $\hat{a}_1\hat{a}_4$ the values of a function of $P_{\hat{e}}^2$ and its first-order partial derivatives are uniquely determined by the values of nodal parameters of $\Sigma_{\hat{e}}^2$ at the nodes on the corresponding side.

On the side $\hat{a}_2\hat{a}_4$ a similar property does not hold. Generally speaking, the element $(\hat{e}, P_{\hat{e}}^2, \Sigma_{\hat{e}}^2)$ is not of the class C^1 . This follows from the fact that the first-order partial derivatives of the basis functions related to the node \hat{a}_1 do not vanish on the side $\hat{a}_2\hat{a}_4$. However, further we assume that the side of any triangular element of \mathfrak{T}_h being the image of the hypotenuse $\hat{a}_2\hat{a}_4$ is a part of the boundary and can not be a common side of two meshes. Hence, this feature has no influence on interelemental continuity inside the domain.

To check the interpolation properties, we use the usual notations for Sobolev spaces. Here $H^0(\Omega)$ is the Hilbert space of functions, Lebesgue measurable on Ω , equipped with the inner product

$$(u, v)_{\Omega} = \int_{\Omega} uv \, d\Omega, \quad u, v \in H^0(\Omega),$$

and the finite norm

$$|u|_{0,\Omega} = (u, u)_{\Omega}^{1/2}, \quad u \in H^0(\Omega).$$

For integer nonnegative k , $H^k(\Omega)$ is the Hilbert space of functions $u \in H^0(\Omega)$ whose weak derivatives up to order k inclusive belong to $H^0(\Omega)$. The norm in this space is defined by the formula

$$\|u\|_{k,\Omega} = \left(\sum_{0 \leq s+r \leq k} \left| \frac{\partial^{s+r} u}{\partial x_1^s \partial x_2^r} \right|_{0,\Omega}^2 \right)^{1/2}.$$

We also use the seminorm

$$|u|_{k,\Omega} = \left(\sum_{s+r=k} \left| \frac{\partial^{s+r} u}{\partial x_1^s \partial x_2^r} \right|_{0,\Omega}^2 \right)^{1/2}, \quad u \in H^k(\Omega).$$

Let \hat{u} be an arbitrary function of $H^4(\hat{e})$. By a Sobolev embedding theorem, $H^4(\hat{e})$ is continuously embedded into $C^2(\hat{e})$ [20], hence, $\hat{u} \in C^2(\hat{e})$. Thus, we can construct its interpolant $\hat{u}_I \in P_{\hat{e}}^2$. Denote by $m_i, i=1, \dots, 4$, the number of degrees of freedom related to a node \hat{a}_i . We have

$$\hat{u}_I(\hat{x}_1, \hat{x}_2) = \sum_{i=1}^4 \sum_{j=1}^{m_i} \hat{\psi}_{i,j}(\hat{u}) \hat{\phi}_{i,j}(\hat{x}_1, \hat{x}_2).$$

Theorem 1. *Let $\hat{u} \in H^4(\hat{e})$. Then for any integer $m \leq 4$ we have the estimate*

$$|\hat{u} - \hat{u}_I|_{m,\hat{e}} \leq c_1 |\hat{u}|_{4,\hat{e}} \quad (6)$$

with constant c_1 independent of \hat{u} (and h).

Proof. The maximal order of partial derivatives equals 2 in the definition of the set Σ_e^2 . As mentioned above, the space $H^4(\hat{e})$ is embedded into $C^2(\hat{e})$. Besides, from (3) it follows that $P_e^2 \supset P_3(\hat{e})$ where $P_3(\hat{e})$ is the space of polynomials of degree no more than 3.

Thus, all the hypotheses of the Theorem 3.1.5 in [12] are fulfilled, which implies the estimate (6). \square

4. Combination of Rectangular and Triangular Elements

Let $e \in \mathfrak{T}_h$ be an arbitrary triangular element (**Figure 3**) with vertices $a_1^e = (a_{1,1}^e, a_{1,2}^e)$, $a_2^e = (a_{2,1}^e, a_{1,2}^e)$, $a_4^e = (a_{1,1}^e, a_{4,2}^e)$ and side lengths $h_1^e = a_{2,1}^e - a_{1,1}^e$, $h_2^e = a_{4,2}^e - a_{1,2}^e$. The affine mapping $(x_1, x_2) = f_e(\hat{x}_1, \hat{x}_2)$, that maps the «reference» element \hat{e} into e , has the form

$$x_1 = h_1^e \hat{x}_1 + a_{1,1}^e, \quad x_2 = h_2^e \hat{x}_2 + a_{1,2}^e. \tag{7}$$

We specify the space P_e^2 of functions and the set Σ_e^2 of degrees of freedom as follows:

$$P_e^2 = \text{span} \{ 1, x_1, x_2, x_1^2, x_2^2, x_1 x_2, x_1^3, x_2^3, x_1^2 x_2, x_1 x_2^2, x_1^2 x_2^2, x_1^3 x_2, x_1 x_2^3 \},$$

$$\Sigma_e^2 = \{ \psi_{i,1}^e(p) = p(a_i^e), i = 1, \dots, 4, \psi_{i,2}^e(p) = \partial_1 p(a_i^e), \psi_{i,3}^e(p) = \partial_2 p(a_i^e), \psi_{i,4}^e(p) = \partial_{1,2} p(a_i^e), i = 1, 2, 4 \}. \tag{8}$$

The Lagrange basis in P_e^2 consists of the functions $\varphi_{i,j}^e(x)$, where $j = 1, \dots, 4$ for $i = 1, 2, 4$ and $j = 1$ for $i = 3$ being the images of the basis (5) under the mapping (7) and satisfying the condition

$$\psi_{i,j}^e(\varphi_{k,l}^e) = \delta_{i,k} \delta_{j,l}. \tag{9}$$

Thus, the triple (e, P_e^2, Σ_e^2) is a finite element that is affinely equivalent to the «reference» element $(\hat{e}, P_{\hat{e}}^2, \Sigma_{\hat{e}}^2)$ [12].

Now denote the set of all nodes of the elements $e \in \mathfrak{T}_h$ by Ω_h and number them from 1 to s . With each node $y_k \in \Omega_h$ we associate the number m_k equal

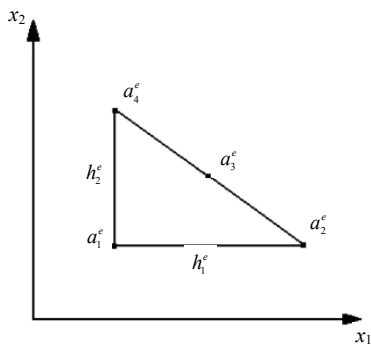


Figure 3. A triangular cell $e \in \mathfrak{T}_h$.

to the number of degrees of freedom related to this node. Observe that $m_k = 1$ is occurred when the node y_k is the midpoint of the side of a triangular element being a part of the boundary Γ and $m_k = 4$ for all remaining nodes of Ω_h .

This is the global numbering of nodes. We also introduce the local numbering. The couple (i, e) is assumed to be a local number of the node a_i^e of an element $e \in \mathfrak{T}_h$. To any local number (i, e) there corresponds one and only one global number k , hence, we can introduce the function $q(i, e)$ so that $k = q(i, e)$. In addition, for an element $e \in \mathfrak{T}_h$ we denote the local analogue of the parameter m_k by m_i^e , i.e., $m_k = m_i^e$ for $k = q(i, e)$.

At each node $y_k \in \Omega_h$, $k = 1, \dots, s$, we specify m_k numbers $v_{k,j}, j = 1, \dots, m_k$. Construct the function v_h defined on Ω such that $\forall e \in \mathfrak{T}_h$

$$v_h|_e = \sum_{i=1}^4 \sum_{j=1}^{m_i^e} v_{q(i,e),j} \varphi_{i,j}^e. \tag{10}$$

By the construction, the function v_h is uniquely defined on each $e \in \mathfrak{T}_h$. Put

$$P_e = \begin{cases} P_e^1 & \text{if } e \in \mathfrak{T}_h \text{ is a rectangle,} \\ P_e^2 & \text{if } e \in \mathfrak{T}_h \text{ is a triangle.} \end{cases}$$

Then $v_h|_e \in P_e$ for any $e \in \mathfrak{T}_h$.

Lemma 2. The function v_h defined by the relation (10) belongs to $C^1(\bar{\Omega})$.

Proof. The BFS-rectangles are elements of the class C^1 , i.e., the function v_h and its first-order derivatives are continuous on the sides common for two elements of this type [10].

Now let $e_\alpha \in \mathfrak{T}_h$ be an arbitrary triangular cell and $e_\beta \in \mathfrak{T}_h$ be a rectangular cell that has a common side γ with e_α (**Figure 4**). Because of construction, the values of the nodal parameters of the functions $v_h|_{e_\alpha}$ and $v_h|_{e_\beta}$ on γ are equal. In addition, the traces of these functions and their first-order derivatives with respect to x_1 on γ are polynomials of degree 3 in x_2 and are uniquely defined by the sets of nodal parameters related to the side γ . Hence, the functions $v_h|_{e_\alpha}$ and $v_h|_{e_\beta}$ coincide on γ along with their first-order derivatives. \square

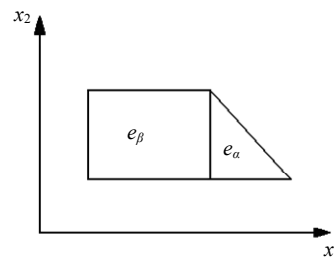


Figure 4. Two neighbouring elements of different types.

Corollary 1. $v_h \in H^2(\Omega)$ [12,21]. \square

Thus, we can define the finite element space as follows:

$$V_h = \left\{ v_h \in C^1(\bar{\Omega}) : v_h|_e \in P_e \quad \forall e \in \mathfrak{T}_h \right\} \subset H^2(\Omega).$$

Let $u \in C^2(\bar{\Omega})$. Define its interpolant $u_I \in V_h$ in the following way:

$$u_I(x_1, x_2)|_e = \sum_{i=1}^4 \sum_{j=1}^{m_i^e} \psi_{i,j}^e(u) \phi_{i,j}^e(x_1, x_2) \quad \forall e \in \mathfrak{T}_h. \quad (11)$$

With the help of the Theorem 1, the following estimate can be proved in the usual way (see, for instance, [12,14]).

Theorem 2. Assume that $u \in H^4(\Omega)$. And let $u_I \in V_h$ be its interpolant defined by (11). Then

$$\|u - u_I\|_{m,\Omega} \leq c_2 h^{4-m} \|u\|_{4,\Omega}, \quad 0 \leq m \leq 2. \quad \square$$

Here and later constants c_i are independent of h and u .

5. Numerical Example

We illustrate properties of the proposed finite elements by the following example. Let Ω be a right triangle with unit catheti (see **Figure 5**) and a boundary Γ . Consider the problem

$$\begin{aligned} -\Delta u &= f \quad \text{in } \Omega, \\ u &= 0 \quad \text{on } \Gamma \end{aligned}$$

with the right-hand side

$$f(x, y) = 2(x + y) \cos(1 - x - y) + 2xy \sin(1 - x - y).$$

It has the exact solution

$$u(x, y) = xy \sin(1 - x - y).$$

Subdivide the domain Ω into elementary squares (with triangles adjacent to the hypotenuse) by drawing two families of parallel straight lines $x_i = ih, i = 1, \dots, n-1$, and $y_j = jh, j = 1, \dots, n-1$ with mesh size $h = 1/n$.

To compare accuracy with decreasing mesh size, we construct a system of linear algebraic equations of the finite element method with the BFS-elements on the elementary squares and the proposed elements on the

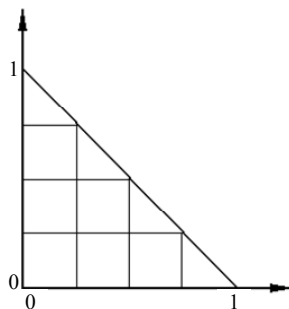


Figure 5. Domain Ω with initial triangulation.

triangles for $n = 4$ and $n = 8$. Since the exact solution is known, the difference $u - u_h$ between exact and approximate solutions can be expressed in the explicit form. As a result, we have the following accuracy.

Theoretically, in the finite element method we have the estimate [12,14]

$$\|u - u^h\|_{m,\Omega} \leq c_3 \|u - u_I\|_{m,\Omega}, \quad m = 1, 2.$$

Combining it with the estimate in Theorem 2, we arrive at the following error estimate for an approximate solution:

$$\|u - u^h\|_{m,\Omega} \leq c_4 h^{4-m} \|u\|_{4,\Omega}, \quad m = 1, 2. \quad (12)$$

Comparing the last two results in **Table 1**, observe that they are close to the asymptotic values 4 and 3, respectively.

6. Summary and Further Implementations

Thus, the use of the proposed triangular finite elements only near a boundary extends the field of application of the BFS-elements at least for second order equations. In its turn, an approximate solution is of the class $H^2(\Omega)$ enabling one to calculate a residual directly and considerably simplifies *a posteriori* accuracy estimates for an approximate solution.

In principle, to achieve the same order accuracy, instead of the BFS-elements, one can use the Lagrange bicubic elements on rectangles and the Lagrange elements of degree three on triangles. But in this case a general advantage of Hermite finite elements in comparison with Lagrange ones makes itself evident in the number of unknowns of a discrete system. In particular, **Table 2** shows the number of degrees of freedom for an approximate solution which is equal to the number of unknowns and the number of equations in a discrete system of linear algebraic equations for the example from the above section.

Table 1. Accuracy of an approximate solution.

h	$\delta_h = \ u - u^h\ _{0,\Omega}$	$\sigma_h = \ u - u^h\ _{1,\Omega}$	
0.25	2.661×10^{-6}	8.664×10^{-5}	
0.125	1.724×10^{-7}	1.124×10^{-5}	
δ_{2h}/δ_h	σ_{2h}/σ_h	$\log_2(\delta_{2h}/\delta_h)$	$\log_2(\sigma_{2h}/\sigma_h)$
15.43	7.71	3.95	2.95

Table 2. The numbers of degrees of freedom for an approximate solution.

h	Hermite elements	Lagrange elements
0.25	33	55
0.125	129	253

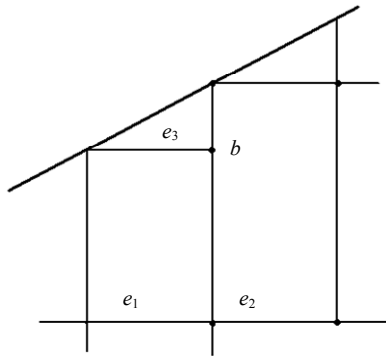


Figure 6. A “hanging” node b .

Observing a considerable gain in the number of unknowns, with the further refinement of triangulation, the number of unknowns (and equations) asymptotically tends to the ratio of 4:9 in favour of Hermite elements.

Now we notice an apparent inconvenience and show a way to overcome it that is also useful for nonconforming grid refinement. The triangulation shown in **Figure 1** is constructed by adjusting cells of a rectangular grid in the x_1 - and x_2 -directions. It imposes restrictions on the ratio of steps for a rectangular grid inside a domain. We show that the proposed triangular elements are sufficient to construct a conforming interpolant, generally speaking, on an “uncoordinated” grid without restriction on the ratio between steps.

Considering a typical case shown in **Figure 6**, the node b is a so-called “hanging” node. At the algorithmic level, the challenge is solved as follows. For the degrees of freedom at the node b , instead of the corresponding variational equations for an approximate solution u^h , we write 4 linear algebraic equalities which express the quantities $u^h(b)$, $\partial_1 u^h(b)$, $\partial_2 u^h(b)$, and $\partial_{1,2} u^h(b)$ in terms of 16 degrees of freedom of the neighbouring rectangle e_2 . This trick ensures interelemental continuous differentiability of an interpolant between e_1, e_2 , and e_3 . Thus in this case one again may implement proposed pair of elements in the frame of the conforming finite element method with estimate (12).

REFERENCES

- [1] J. H. Argyris, I. Fried and D. W. Scharpf, “The TUBA Family of Plate Elements for the Matrix Displacement Method,” *Journal of the Royal Aeronautical Society*, Vol. 72, No. 692, 1968, pp. 701-709.
- [2] K. Bell, “A Refined Triangular Plate Bending Element,” *International Journal of Numerical Methods in Engineering*, Vol. 1, No. 1, 1969, pp. 101-122. <http://dx.doi.org/10.1002/nme.1620010108>
- [3] J. Morgan and L. R. Scott, “A Nodal Basis for C^1 Piecewise Polynomials of Degree n ,” *Mathematics of Computation*, Vol. 29, No. 131, 1975, pp. 736-740.
- [4] R. W. Clough and J. L. Tocher, “Finite Element Stiffness Matrices for Analysis of Plates in Bending,” *Proceedings of the Conference on Matrix Methods in Structural Mechanics*, Wright-Patterson Air Force Base, Ohio, October 1965, pp. 515-545.
- [5] P. Percell, “On Cubic and Quartic Clough-Tocher Finite Elements,” *SIAM Journal on Numerical Analysis*, Vol. 13, No. 1, 1976, pp. 100-103. <http://dx.doi.org/10.1137/0713011>
- [6] J. Douglas Jr., T. Dupont, P. Percell and R. Scott, “A Family of C^1 Finite Elements with Optimal Approximation Properties for Various Galerkin Methods for 2nd and 4th Order Problems”, *RAIRO Analyse Numérique*, Vol. 13, No. 3, 1979, pp. 227-255.
- [7] M. J. D. Powell and M. A. Sabin, “Piecewise Quadratic Approximations on Triangles,” *ACM Transactions on Mathematical Software*, Vol. 3-4, No. 4, 1977, pp. 316-325. <http://dx.doi.org/10.1145/355759.355761>
- [8] B. Fraeijs de Veubeke, “Bending and Stretching of Plates”, *Proceedings of the Conference on Matrix Methods in Structural Mechanics*, Wright-Patterson Air Force Base, Ohio, October 1965, pp. 863-886.
- [9] B. Fraeijs de Veubeke, “A Nonconforming Finite Element for Plate Bending,” In: J. C. Zienkiewicz and G. S. Holister, Eds., *Stree Analysis*, Wiley, New York, 1965, pp. 145-197.
- [10] F. K. Bogner, R. L. Fox and L. A. Schmit, “The Generation of Interelement Compatible Stiffness and Mass Matrices by the Use of Interpolation Formulas,” *Proceedings of the Conference on Matrix Methods in Structural Mechanics*, Wright-Patterson Air Force Base, Ohio, October 1965, pp. 397-444.
- [11] S. Zhang, “On the full C_1 - Q_k Finite Element Spaces on Rectangles and Cuboids,” *Advances in Applied Mathematics and Mechanics*, Vol. 2, No. 6, 2010, pp. 701-721.
- [12] P. G. Ciarlet, “The Finite Element Method for Elliptic Problems,” North-Holland, Amsterdam, 1978.
- [13] Z. C. Li and N. Yan, “New Error Estimates of Bi-Cubic Hermite Finite Element Methods for Biharmonic Equations,” *Journal of Computational and Applied Mathematics*, Vol. 142, No. 2, 2002, pp. 251-285. [http://dx.doi.org/10.1016/S0377-0427\(01\)00494-0](http://dx.doi.org/10.1016/S0377-0427(01)00494-0)
- [14] S. C. Brenner and L. R. Scott, “The Mathematical Theory of Finite Element Methods,” Springer-Verlag, New York, 1994. <http://dx.doi.org/10.1007/978-1-4757-4338-8>
- [15] B. M. Irons, “A Conforming Quadratic Triangular Element for Plate Bending,” *International Journal for Numerical Methods in Engineering*, Vol. 1, No. 1, 1969, pp. 101-122.
- [16] D. L. Logan, “A First Course of Finite Element Method,” SI Edition, 2011.
- [17] J. Blaauwendraad, “Plates and FEM: Surprises and Pitfalls,” Springer, New York, 2010. <http://dx.doi.org/10.1007/978-90-481-3596-7>
- [18] J. Zhao, “Convergence of V- and F-cycle Multigrid Methods for Biharmonic Problem Using the Hsieh-Clough-Tocher Element,” *Numerical Methods for Partial Differential Equations*, Vol. 21, No. 3, 2005, pp. 451-471. <http://dx.doi.org/10.1002/num.20048>

- [19] J. Petera and J. F. T. Pittman, "Isoparametric Hermite elements," *International Journal for Numerical Methods in Engineering*, Vol. 37, No. 20, 1994, pp. 3480-3519.
- [20] R. A. Adams and J. J. F. Fournier, "Sobolev Spaces," Academic Press, New York, 2003.
- [21] Z. Chen and H. Wu, "Selected Topics in Finite Element Methods," Science Press, Beijing, 2010.