

Fabrication and Characterization of Phthalocyanine/C₆₀ Solar Cells with Inverted Structure

Kazumi Yoshida¹, Takeo Oku^{1*}, Atsushi Suzuki¹, Tsuyoshi Akiyama¹, Yasuhiro Yamasaki²

¹Department of Materials Science, The University of Shiga Prefecture, Hikone, Japan

²Orient Chemical Industries Co. Ltd., Department of New Business, Osaka, Japan

Email: *oku@mat.usp.ac.jp

Received May 31, 2012; revised June 30, 2012; accepted July 10, 2012

ABSTRACT

Photovoltaic and optical properties of fullerene/phthalocyanine heterojunction solar cells with normal and inverted structures were fabricated and investigated. Aluminum and gallium phthalocyanines were used for the n-type semiconductor. The solar cells with inverted structure had more stability compared to that with normal structure in the air. Nanostructures of the solar cells were investigated by transmission electron microscopy, and energy levels of the molecules were calculated and discussed.

Keywords: Organic Thin Film Solar Cell; Inverted Structure; Phthalocyanine; Fullerene; PCBM; TiO₂; Sol-Gel

1. Introduction

Solar cells are expected to solve problems of environmental pollution and exhaustion of fossil fuel, and development and practical use of solar energy are needed. Organic thin film solar cells have an advantage for renewable energy resources because of their low cost, flexible, light weight and fabricate at low temperatures by spin-coating and printed method [1-3]. Recently, polymer/fullerene solar cells have been investigated, and the conversion efficiency of ~5% was obtained [4-6].

Metal phthalocyanines (MPc) are a group of small molecules with Q-band absorption in the red to near-IR range, and they have high optical, light stability, chemical stability and photovoltaic property. Therefore, they are used for donor materials of organic thin film solar cells. The heterojunction solar cells using copper phthalocyanine and fullerene have been fabricated by evaporation method, and its conversion efficiency was ~3% [7]. The characteristics such as electron conductivity and absorption range change by changing a central metal [8-11].

The inorganic solar cells such as using single crystal silicon have high stability in air. However, the organic thin film solar cells with normal structures as shown in **Figure 1 (a)**, have no stability in air. Al metal has often been used as the back electrode of the organic solar cells with normal structures, due to its low work function. The Al is oxidized to insulator Al₂O₃ at the Al/organic interface and the diffused Al into the active layer acts as a

recombination site. A acidic poly(3,4-ethylenedioxylenethiophene): poly(4-styrene sulfonic acid) (PEDOT:PSS) would damage the device performance due to corrosion to indium-tin-oxide (ITO). Both of which make lifetime of the cell very short. An approach to solve these problems is to use cells with an inverted structure as shown in **Figure 1(b)**. The cells with an inverted structure have a TiO₂ layer, which work as electron transport layer. There are some reports of inverted structure, and improvement of stability has been reported [12-14].

The purpose of the present work is to fabricate and characterize heterojunction solar cells with normal and inverted structures using MPc and fullerene. Gold was used for the electrode instead of aluminum. TiO₂ thin films were fabricated by sol-gel method, and used as electron transfer layer. Photovoltaic mechanism, the light induced charge separation and charge transfer of the solar cells with normal and inverted structures will be discussed on the basis of light-induced current density voltage (J-V) curves, and optical absorption. The energy lev-

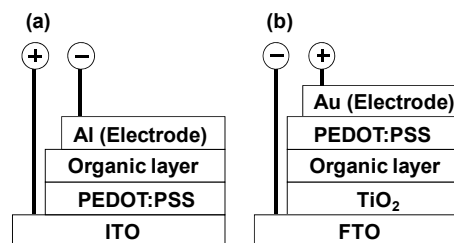


Figure 1. Schematic cell structures with (a) normal and (b) inverted structures.

*Corresponding author.

els of the molecules were calculated, and nanostructures of the solar cells were investigated by transmission electron microscopy.

2. Experimental Procedures

Solar cells with normal structure were fabricated by the following process. Indium tin oxide (ITO) glass plates (Geomatec, $\sim 10 \Omega/\square$) were cleaned by an ultrasonic bath with acetone and methanol, and were dried by nitrogen gas. A thin layer of PEDOT:PSS (Sigma Aldrich) was spin-coated on the ITO substrates. After annealing at 100°C for 10 min in N_2 atmosphere, metal phthalocyanine (metal: Al or Ga) and fullerene (C_{60}) layer were prepared on a PEDOT:PSS layer by vacuum evaporation. Finally, aluminum (Al) metal contact were evaporated as a top electrode and annealed at 140°C for 10 min in N_2 atmosphere.

Solar of cells with an inverted structure were fabricated by following process. The TiO_2 precursor solutions were prepared from titanium isopropoxide (TTIP), 2-methoxyethanol and acetylacetone. TTIP (0.46 ml) was add to 2-methoxyethanol (2.5 ml). After stirred for 1h, acetylacetone (0.61 ml) as the stabilizer was slowly added, and stirred for 12h [14]. The TiO_2 precursor solution was spin-coated on fluorine dope tin oxide (FTO) substrate (Luminescence Technology, $\sim 14 \Omega/\square$). After annealing at 100°C for 10 min in N_2 atmosphere, solution of [6,6]-phenyl C_{61} -butyric acid methyl ester (PCBM) in 1 ml chlorobenzene on a TiO_2 layer by spin-coat method. Then, gallium phthalocyanine layer were prepared on a PCBM layer by evaporation. A PEDOT:PSS was spin-coated onto the active layer. Gold metal contact were evaporated as a top electrode and annealed at 140°C for 10 min in N_2 atmosphere.

Current density-voltage (J-V) characteristics (Hokuto Denko Co. Ltd., HSV-100) of the solar cells were measured both in the dark and under illumination at $100 \text{ mW}/\text{cm}^2$ by using an AM 1.5 solar simulator (San-ei Electric, XES-301S). The solar cells were illuminated through the side of the ITO substrates, and the illuminated areas were 0.16 cm^2 . Optical absorption of the solar cells was investigated by means of UV-visible spectroscopy (JASCO, V-670ST). Transmission electron microscope (TEM) observation was carried out by a 200 kV TEM (Hitachi H-8100). The molecular structures were optimized by CS Chem3D (Cambridge Soft) and molecular orbital calculations using Gaussian 03.

3. Results and Discussion

Figure 2 shows UV-visible absorption spectra of AlPc/ C_{60} and GaPc/ C_{60} heterojunction solar cells. The measurement region is in the range from 300 to 800 nm. The optical absorption at 350 nm corresponds to of Soret

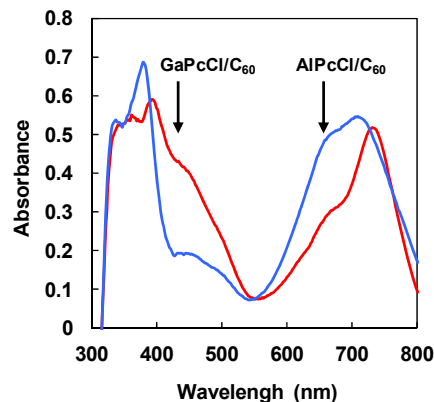


Figure 2. UV-vis absorption spectra of GaPc/ C_{60} and AlPc/ C_{60} thin films.

band of Pc. Absorption in the range of 600 - 700 nm and 630 - 700 nm correspond to Q-band for AlPc and GaPc, respectively. Absorption at $\sim 400 \text{ nm}$ is PCBM. Since the absorption was observed in the whole region, it is considered that the sunlight is efficiently absorbable. Measured J-V characteristic parameters of heterojunction solar cells with a normal structure under illumination are shown in **Table 1**. A solar cell with GaPc/ C_{60} structure provided a power convergent efficiency (η) of $7.9 \times 10^{-3}\%$, fill factor (FF) of 0.22, open circuit voltage (V_{oc}) of 0.30 V, and short-circuit current (J_{sc}) of $0.12 \text{ mA}/\text{cm}^2$, which is better than those of an AlPc/ C_{60} device. These solar cells with a normal structure provided a conversion efficiency of 0% after 24 h. **Table 2** shows GaPc/PCBM solar cells with an inverted structure have more stability in air than that with a normal structure. Since PEDOT:PSS would prevented oxygen diffusion into active layers, active layers did not oxidized.

Figures 3(a)-(c) show TEM image, electron diffraction pattern and high-resolution image of TiO_2 thin films, respectively. The particle size of TiO_2 is 20 - 50 nm from the TEM image, and the electron diffraction pattern and high resolution image show formation of TiO_2 anatase structure by annealing at 450°C .

Table 1. Experimental parameters of MPC/ C_{60} solar cells with normal structure.

Sample	V_{oc} (V)	J_{sc} (mA/cm^2)	FF	η (%)
GaPc/ C_{60}	0.30	0.12	0.22	7.9×10^{-3}
AlPc/ C_{60}	0.26	0.0030	0.23	1.8×10^{-4}

Table 2. Experimental parameters of GaPc/PCBM solar cells with inverted structure.

Sample	V_{oc} (V)	J_{sc} (mA/cm^2)	FF	η (%)
GaPc/PCBM	0.56	0.44	0.24	0.059
After 2 months	0.64	0.25	0.21	0.033




Figure 3. (a) TEM image; (b) Electron diffraction pattern; and (c) High-resolution image of TiO₂ thin films.

An energy level diagram of the heterojunction solar cells with normal and inverted structures were summarized as shown in **Figure 4**. Previously reported values were used for the energy levels of the figures by adjusting to the present work [15-17]. Energy barrier would exist near the semiconductor/metal interface. In the cells with a normal structure, electronic charge is transferred by light irradiation from the ITO or FTO substrate side, and electrons are transported to an Al electrode, and holes are transported to an ITO substrate. In the cells with an inverted structure, electrons are transported to an FTO substrate, and holes are transported to an Al. When C₆₀ is used for inverted structure, the energy barrier would be at the TiO₂/C₆₀ interface. To reduce the energy barrier, PCBM with higher LUMO levels is suitable. Voc of organic solar cells is related with energy gap between HOMO of MPc and LUMO of C₆₀ or PCBM, and control of the energy levels is important to improve the photovoltaic performance [15].

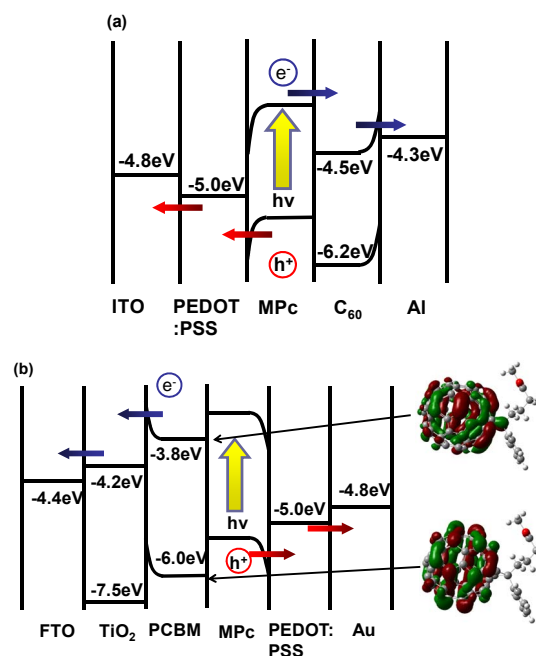


Figure 4. Energy level diagram of solar cells with (a) normal and (b) inverted structures.

4. Conclusion

Phthalocyanine/fullerene heterojunction solar cells with normal and inverted structures were fabricated and characterized. A device with inverted cell using GaPc/PCBM provided Voc of 0.56 V, Jsc of 0.44 mA/cm², FF of 0.24, and η of 0.059%. The solar cell with an inverted structure has more stability in the air than that of a normal structure. TEM image, electron diffraction, and high-resolution image confirmed TiO₂ formed anatase structures and polycrystalline. A carrier mechanism of solar cells with normal and inverted structures was discussed based on energy diagram.

REFERENCES

- [1] M. Reyes-Reyes, K. Kim and D. L. Carroll, "High-Efficiency Photovoltaic Devices Based on Annealed Poly (3-Hexylthiophene) and 1-(3-Methoxycarbonyl)-Propyl-1-Phenyl-(6,6)C₆₁ Blends," *Applied Physics Letters*, Vol. 87, No. 8, 2005, pp. 87-89. [doi:10.1063/1.2006986](https://doi.org/10.1063/1.2006986)
- [2] C. W. Tang, "Two-Layer Organic Photovoltaic Cell," *Applied Physics Letters*, Vol. 48, No. 2, 1986, pp. 183-185. [doi:10.1063/1.96937](https://doi.org/10.1063/1.96937)
- [3] P. Peumans, S. Uchida and S. R. Forrest, "Efficient Bulk Heterojunction Photovoltaic Cells Using Small-Molecular-Weight Organic Thin Films," *Nature*, Vol. 425, No. 11, 2003, pp. 158-162. [doi:10.1038/nature01949](https://doi.org/10.1038/nature01949)
- [4] F. Padinger, R. S. Rittberger and N. S. Saruciftci, "Effect of Postproduction Treatment on Plastic Solar Cells," *Advanced Functional Materials*, Vol. 13, No. 1, 2003, pp. 85-88. [doi:10.1002/adfm.200390011](https://doi.org/10.1002/adfm.200390011)

- [5] W. Ma, *et al.*, "Thermally Stable, Efficient Polymer Solar Cells with Nanoscale Control of the Interpenetrating Network Morphology," *Advanced Functional Materials*, Vol. 15, No. 10, 2005, pp. 1617-1622. [doi:10.1002/adfm.200500211](https://doi.org/10.1002/adfm.200500211)
- [6] A. J. Hauch, *et al.*, "Flexible Organic P3HT:PCBM Bulk-Heterojunction Modules with More than 1 Year Outdoor Lifetime," *Solar Energy Materials and Solar Cells*, Vol. 92, No. 7, 2008, pp. 727-731. [doi:10.1016/j.solmat.2008.01.004](https://doi.org/10.1016/j.solmat.2008.01.004)
- [7] P. Peumans and S. R. Forrest, "Very-High-Efficiency Double-Heterostructure Copper Phthalocyanine/C₆₀ Photovoltaic Cells," *Applied Physics Letters*, Vol. 79, No. 1, 2001, pp. 126-128. [doi:10.1063/1.1384001](https://doi.org/10.1063/1.1384001)
- [8] L. Li, *et al.*, "Organic Thin-Film Transistors of Phthalocyanines," *Pure and Applied Chemistry*, Vol. 80, No. 11, 2008, pp. 2231-2240. [doi:10.1351/pac200880112231](https://doi.org/10.1351/pac200880112231)
- [9] N. M. Bamsey, *et al.*, "Integration of an M-Phthalocyanine Layer into Solution-Processed Organic Photovoltaic Cells for Improved Spectral Coverage," *Solar Energy Materials and Solar Cells*, Vol. 95, No. 7, 2008, pp. 1970-1973. [doi:10.1016/j.solmat.2011.01.042](https://doi.org/10.1016/j.solmat.2011.01.042)
- [10] N. M. Bamsey, *et al.*, "Heteromorphic Chloroindium Phthalocyanine Films for Improved Photovoltaic Performance," *Solar Energy Materials and Solar Cells*, Vol. 95, No. 10, 2011, pp. 2937-2940. [doi:10.1016/j.solmat.2011.06.006](https://doi.org/10.1016/j.solmat.2011.06.006)
- [11] D. Y. Kim, F. So and Y. Gao, "Aluminum Phthalocyaninechloride/C₆₀ Organic Photovoltaic Cells with High Open-Circuit Voltages," *Solar Energy Materials and Solar Cells*, Vol. 93, No. 9, 2009, pp. 1688-1691. [doi:10.1016/j.solmat.2009.04.003](https://doi.org/10.1016/j.solmat.2009.04.003)
- [12] F. C. Krebs, "Air Stable Polymer Photovoltaics Based on a Process Free from Vacuum Steps and Fullerenes," *Solar Energy Materials and Solar Cells*, Vol. 92, No. 7, 2008, pp. 715-726. [doi:10.1016/j.solmat.2008.01.013](https://doi.org/10.1016/j.solmat.2008.01.013)
- [13] T. Kuwabara, *et al.*, "Highly Durable Inverted-Type Organic Solar Cell Using Amorphous Titanium Oxide as Electron Collection Electrode Inserted between ITO and Organic Layer," *Solar Energy Materials and Solar Cells*, Vol. 92, No. 11, 2008, pp. 1476-1482. [doi:10.1016/j.solmat.2008.06.012](https://doi.org/10.1016/j.solmat.2008.06.012)
- [14] Y. Lin, *et al.*, "High-efficiency Inverted Polymer Solar Cells with Solution-Processed Metal Oxides," *Solar Energy Materials and Solar Cells*, Vol. 95, No. 8, 2011, pp. 2511-2515. [doi:10.1016/j.solmat.2011.05.005](https://doi.org/10.1016/j.solmat.2011.05.005)
- [15] T. Oku, *et al.*, "Fabrication and Characterization of Fullerene-Based Bulk Heterojunction Solar Cells with Porphyrin, CuInS₂, Diamond and Exciton-Diffusion Blocking Layer," *Energies*, Vol. 3, No. 4, 2010, pp. 671-685. [doi:10.3390/en3040671](https://doi.org/10.3390/en3040671)
- [16] T. Oku, *et al.*, "Fabrication and Characterization of Fullerene/Porphyrin Bulk Heterojunction Solar Cells," *Journal of Physics and Chemistry of Solids*, Vol. 71, No. 4, 2010, pp. 551-555. [doi:10.1016/j.jpcs.2009.12.034](https://doi.org/10.1016/j.jpcs.2009.12.034)
- [17] T. Oku, *et al.*, "Formation and Characterization of Polymer/Fullerene Bulk Heterojunction Solar Cells," *Journal of Physics and Chemistry of Solids*, Vol. 69, No. 5-6, 2008, pp. 1276-1279. [doi:10.1016/j.jpcs.2007.10.117](https://doi.org/10.1016/j.jpcs.2007.10.117)